

FY 2023
General Fund Analysis and
Treasurer's Monthly Reports
May 15, 2023



For the Month Ending
April 30, 2023

Prepared by:
Karen Ervin
Treasurer/CFO

SECTION I

Five Year Forecast (May 31, 2023)

General Fund Variance Analysis: Cash, Revenue, & Expenditure



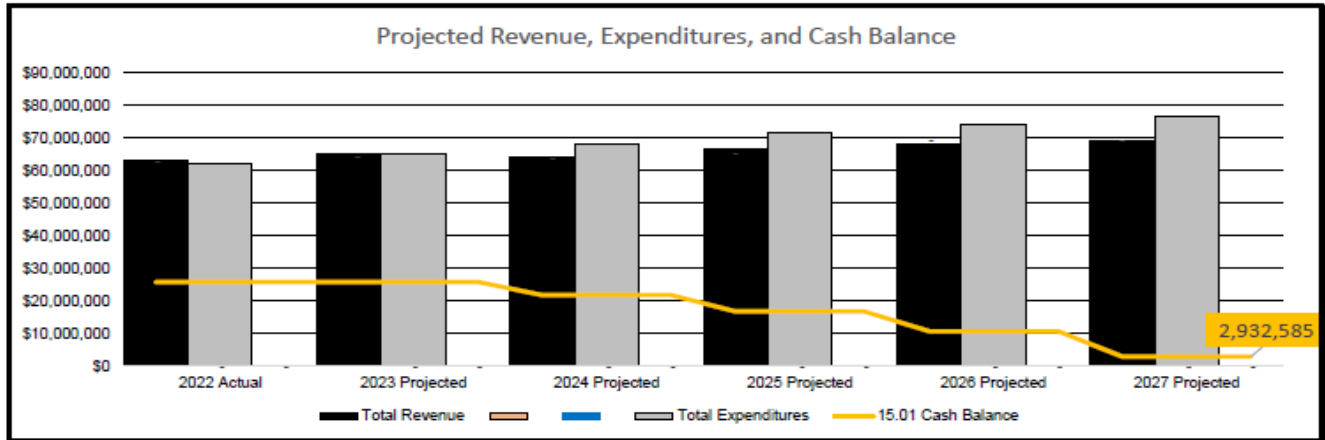
Five-Year Forecast (FY 2023 - FY 2027)

LEBANON CITY SCHOOL DISTRICT – WARREN COUNTY

May, 2023

Forecast Summary

Lebanon City School District



Note: Cash balance (Line 7.020) plus any existing levy modeled as renewed or new during the forecast.

Financial Forecast

	Fiscal Year 2023	Fiscal Year 2024	Fiscal Year 2025	Fiscal Year 2026	Fiscal Year 2027
Beginning Balance (Line 7.010) Plus Renewal/New Levies Modeled	25,832,646	25,861,233	21,790,982	16,767,880	10,758,299
+ Revenue	65,170,006	64,245,165	66,581,520	68,367,113	68,998,536
+ Proposed Renew/Replacement Levies	-	-	-	-	-
+ Proposed New Levies	-	-	-	-	-
- Expenditures	(65,141,419)	(68,315,417)	(71,604,622)	(74,376,694)	(76,824,250)
= Revenue Surplus or Deficit	28,587	(4,070,251)	(5,023,102)	(6,009,581)	(7,825,714)
Line 7.020 Ending Balance with renewal/new levies	25,861,233	21,790,982	16,767,880	10,758,299	2,932,585

Analysis Without Renewal Levies Included:

Revenue Surplus or Deficit w/o Levies	28,587	(4,070,251)	(5,023,102)	(6,009,581)	(7,825,714)
Ending Balance w/o Levies	25,861,233	21,790,982	16,767,880	10,758,299	2,932,585

COMPARISON OF CASH BALANCES

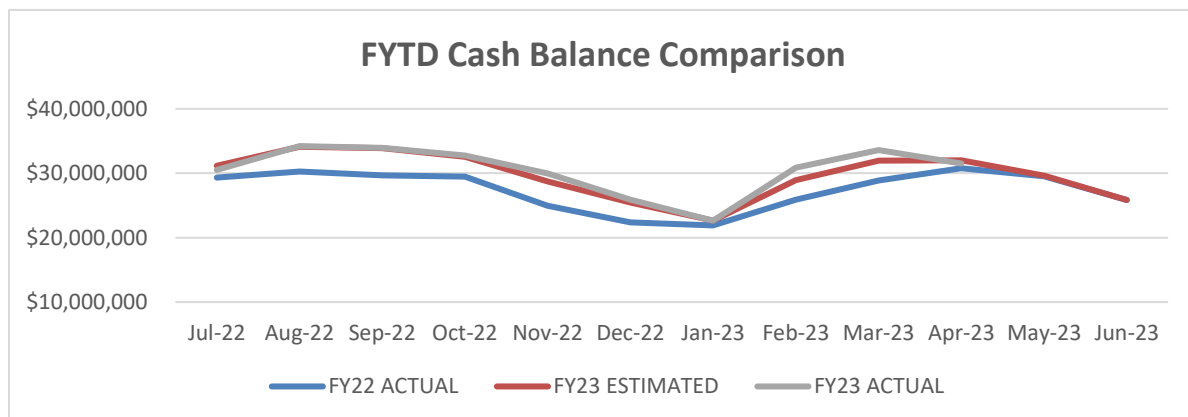
April 30, 2023

Actual Cash Balance		\$31,520,404
Estimated Cash Balance		\$32,018,916
Variance From Estimate	UNDER	(\$498,513)
Percent Variance From Estimate	UNDER	-1.56%
Previous Year Cash Balance		\$30,773,372

Current Encumbrances	\$3,387,495
Current Unencumbered Cash Balance	\$28,132,908
Current Days of Operating Cash (based on Unencumbered Cash Balance)	157.63
Estimated Fiscal Year End Days of Operating Cash	144.91
Minimum General Fund Cash Balance Threshold per Fiscal Policy	36.50
Future Goal for General Fund Cash Balance per Fiscal Policy	120.00

DESCRIPTION: General Fund cash balance as projected on 5-year financial forecast. Actual cash balance to determine number of days of operating cash.

COMMENTS: Cash balance is trending in line with the forecast.



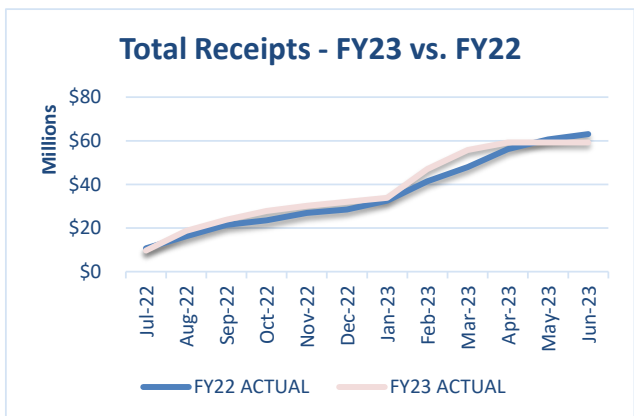
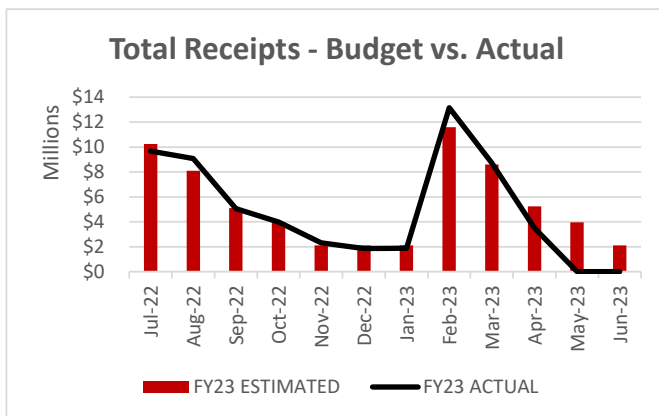
COMPARISON OF TOTAL RECEIPTS

April 30, 2023

		Monthly		Fiscal Year 2023 Year-to-Date
Actual Receipts		\$3,491,351		\$59,213,216
Estimated Receipts		\$5,242,670		\$59,104,774
Variance From Estimate	UNDER	(\$1,751,320)	OVER	\$108,441
Variance From Estimate	UNDER	-33.41%	OVER	0.18%
Actual Prior Year		\$8,203,050		\$56,140,762
Total Fiscal Year 2023 Estimate				\$65,170,006
Percent Of Total Estimate Received				90.86%
Percent Of Budget Year Completed		10 month(s)		83.33%

DESCRIPTION: This category consists of all General Fund revenues contained within this report.

COMMENTS: Total receipts are trending in line with the forecast.



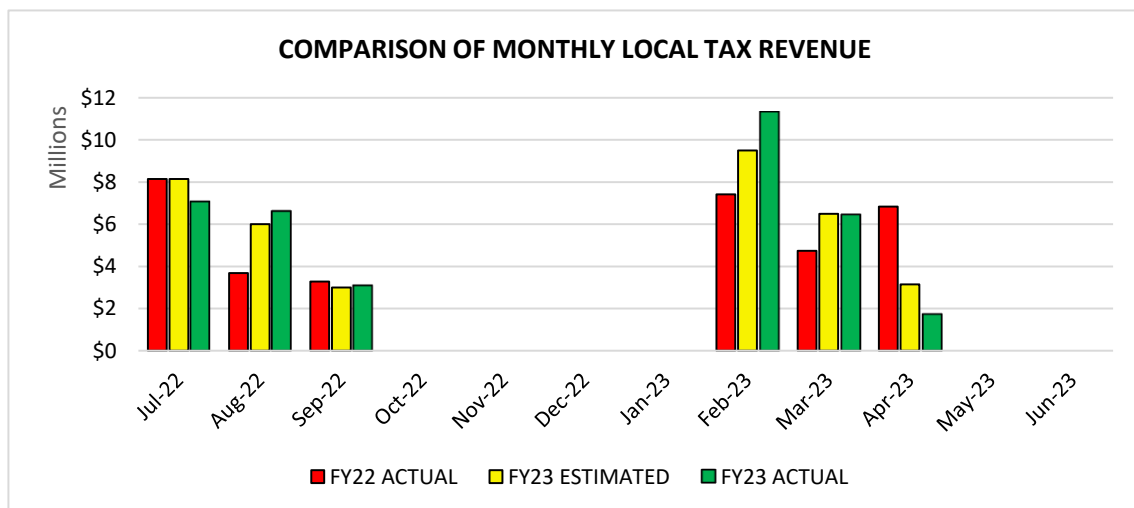
COMPARISON OF LOCAL TAXES

April 30, 2023

	Monthly		Fiscal Year 2023 Year-to-Date	
Actual Tax Receipts		\$1,752,245		\$36,298,649
Estimated Tax Receipts		\$3,145,770		\$36,295,770
Variance From Estimate	UNDER	(\$1,393,525)	OVER	\$2,879
Variance From Estimate	UNDER	-44.30%	OVER	0.01%
Actual Prior Year		\$6,834,908		\$34,108,231
Total Fiscal Year 2023 Estimate				\$36,295,770
Percent Of Total Estimate Received				100.01%
Percent Of Budget Year Completed		10 month(s)		83.33%

DESCRIPTION: This category consists of real and personal property taxes. Real property taxes are received in September and April with advances being available the two months prior to settlement. Personal Property taxes are received in October and June.

COMMENTS: Total receipts FYTD are trending in line with the forecast.



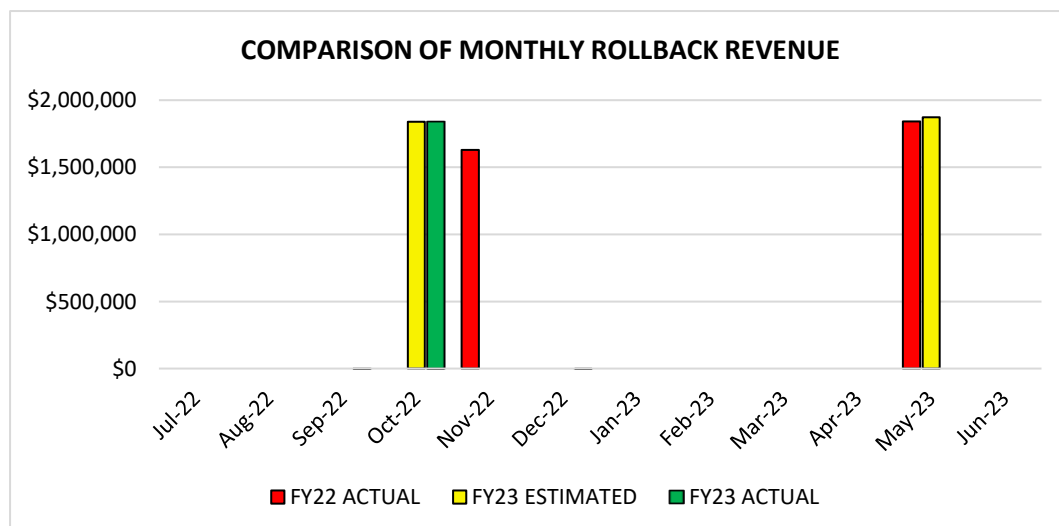
COMPARISON OF STATE ROLLBACK

April 30, 2023

	Monthly		Fiscal Year 2023 Year-to-Date	
Actual State Receipts		\$0		\$1,843,324
Estimated State Receipts		\$0		\$1,840,000
Variance From Estimate	OVER	\$0	OVER	\$3,324
Variance From Estimate	OVER	#DIV/0!	OVER	0.18%
Actual Prior Year		\$0		\$1,628,972
Total Fiscal Year 2023 Estimate				\$3,711,432
Percent Of Total Estimate Received				49.67%
Percent Of Budget Year Completed		10 month(s)		83.33%

DESCRIPTION: This category consists of homestead/rollback and \$10,000 exemptions received once for the \$10,000 exemption.

COMMENTS: Rollback is paid by the State of Ohio around November and May. Total receipts are trending in line with the forecast.

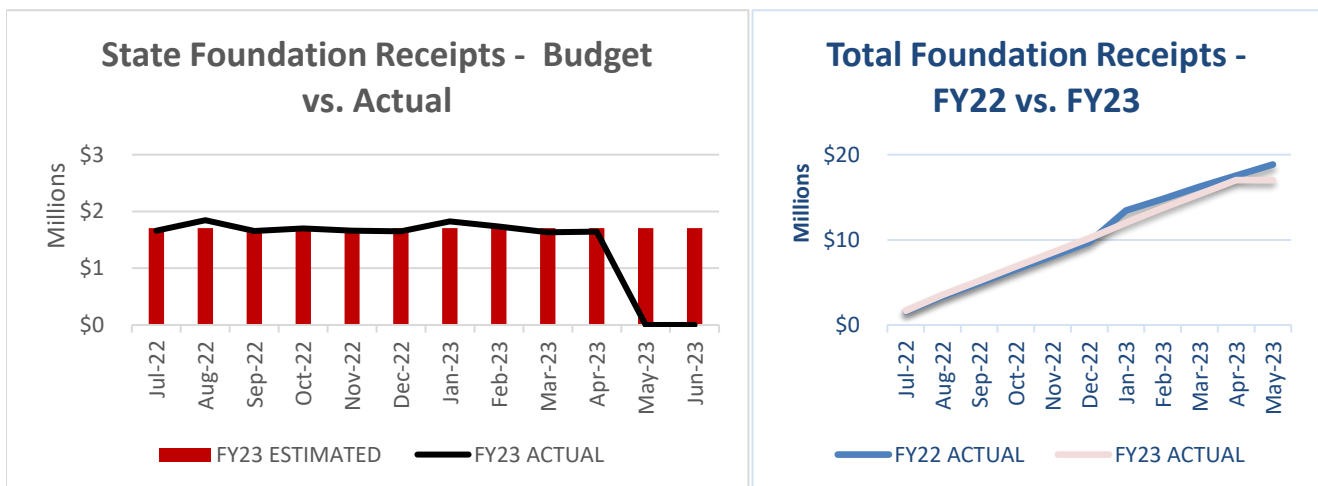


COMPARISON OF STATE FOUNDATION April 30, 2023

		<u>Monthly</u>		<u>Fiscal Year 2023 Year-to-Date</u>
Actual State Receipts		\$1,642,542		\$17,010,878
Estimated State Receipts		\$1,707,834		\$17,078,340
Variance From Estimate	UNDER	(\$65,292)	UNDER	(\$67,462)
Variance From Estimate	UNDER	-3.82%	UNDER	-0.40%
Actual Prior Year		\$1,310,468		\$17,537,770
Total Fiscal Year 2023 Estimate				\$20,494,007
Percent Of Total Estimate Received				83.00%
Percent Of Budget Year Completed		10 month(s)		83.33%

DESCRIPTION: This category consists of unrestricted and restricted state aid.

COMMENTS: Total receipts are trending in line with the forecast.



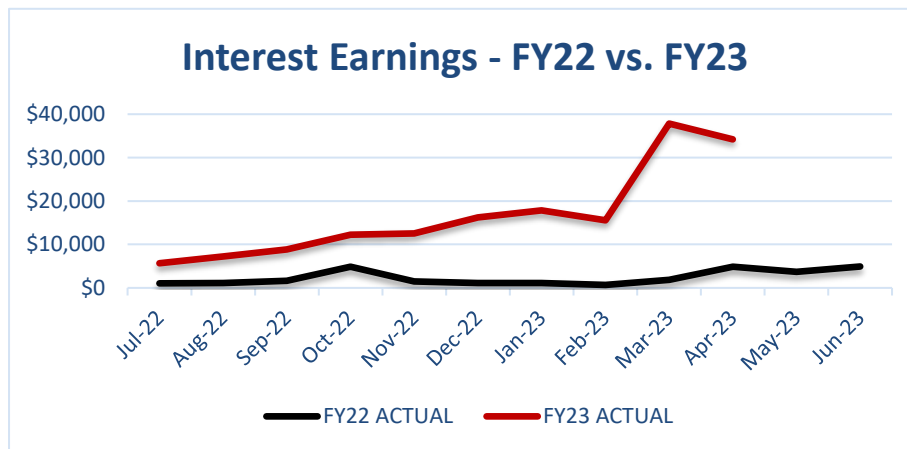
COMPARISON OF INTEREST EARNINGS

April 30, 2023

		<u>Monthly</u>		<u>Fiscal Year 2023 Year-to-Date</u>
Actual Interest Receipts		\$34,230		\$168,219
Estimated Interest Receipts		\$17,500		\$175,000
Variance From Estimate	OVER	\$16,730	UNDER	(\$6,781)
Variance From Estimate	OVER	95.60%	UNDER	-3.88%
Actual Prior Year		\$4,844		\$19,796
Total Fiscal Year 2023 Estimate				\$210,000
Percent Of Total Estimate Received				80.10%
Percent Of Budget Year Completed		10 month(s)		83.33%

DESCRIPTION: This category consists of investment income. Currently, all interest is posted in the current month of receiving it.

COMMENTS: Total receipts are trending less than the forecast, but the amount of the variance is minute compared to total receipts.



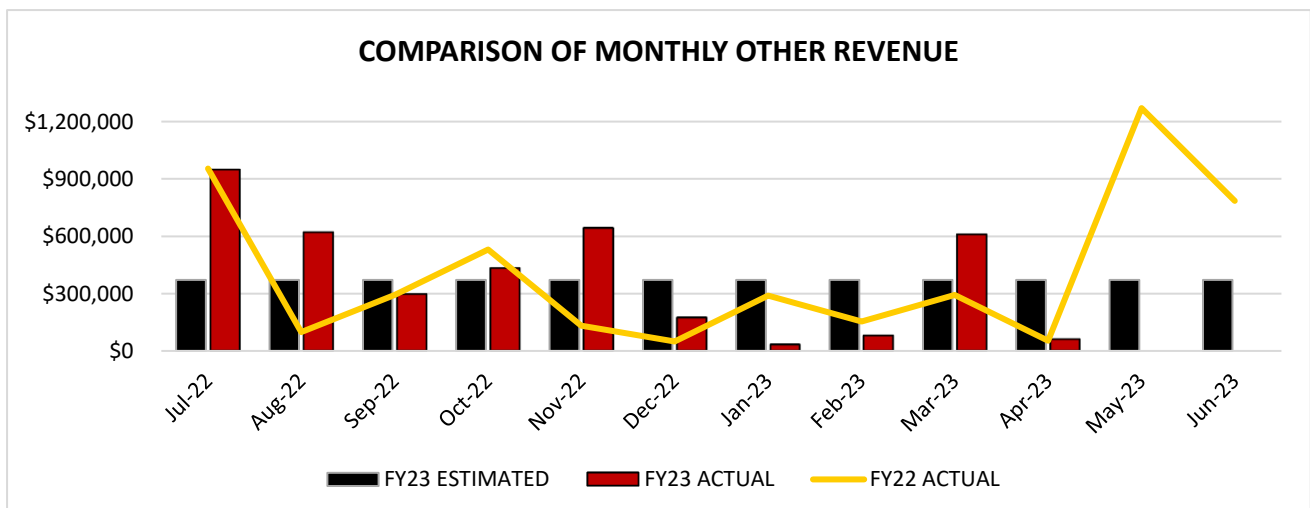
COMPARISON OF OTHER REVENUES

April 30, 2023

	Monthly		Fiscal Year 2023 Year-to-Date	
Actual Other Receipts		\$62,333		\$3,892,146
Estimated Other Receipts		\$371,566		\$3,715,664
Variance From Estimate	UNDER	(\$309,233)	OVER	\$176,482
Variance From Estimate	UNDER	-83.22%	OVER	4.75%
Actual Prior Year		\$52,830		\$2,845,993
Total Fiscal Year 2023 Estimate				\$4,458,797
Percent Of Total Estimate Received				87.29%
Percent Of Budget Year Completed		10 month(s)		83.33%

DESCRIPTION: This category consists of advances-in, transfers-in, notes received, other state sources, tuition, rent, sale of assets, and other miscellaneous revenues.

COMMENTS: Total receipts are trending higher than the forecast. This revenue stream is volatile when considered on a month to month basis. For example, tax incentive payments come about two times per year, but tuition payments are primarily made during each month that school is in session. We will continue to monitor this revenue.



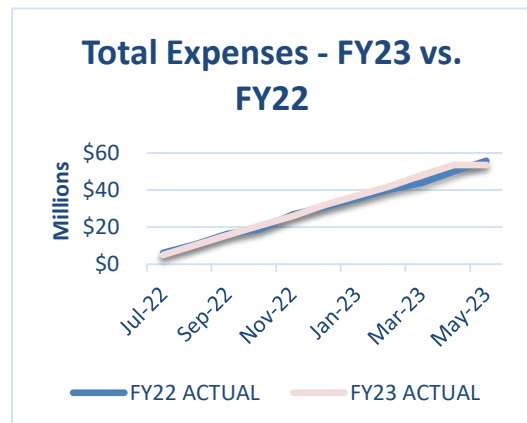
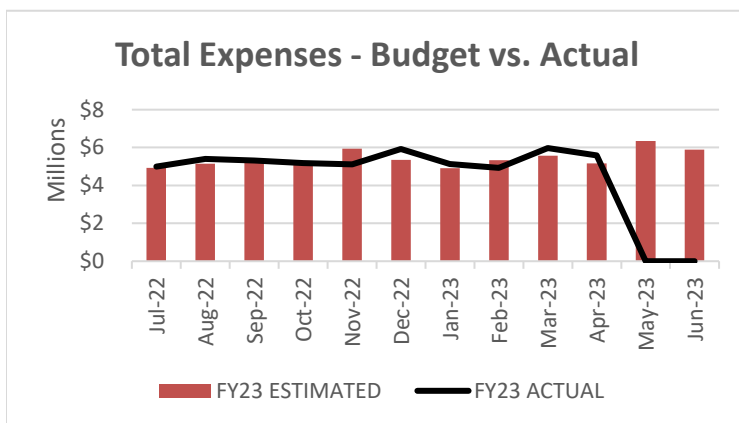
COMPARISON OF TOTAL EXPENDITURES

April 30, 2023

		Monthly		Fiscal Year 2023 Year-to-Date
Actual Expenditures		\$5,580,115		\$53,525,458
Estimated Expenditures		\$5,161,216		\$52,918,504
Variance From Estimate	OVER	\$418,899	OVER	\$606,954
Variance From Estimate	OVER	8.12%	OVER	1.15%
Actual Prior Year		\$6,299,403		\$50,116,001
Total Fiscal Year 2023 Estimate				\$65,141,419
Percent Of Total Estimate Spent				82.17%
Percent Of Budget Year Completed		10 month(s)		83.33%

DESCRIPTION: This category consists of all expenditures contained within this report.

COMMENTS: FYTD expenditures are trending in line with the forecast.



COMPARISON OF WAGE EXPENDITURES

April 30, 2023

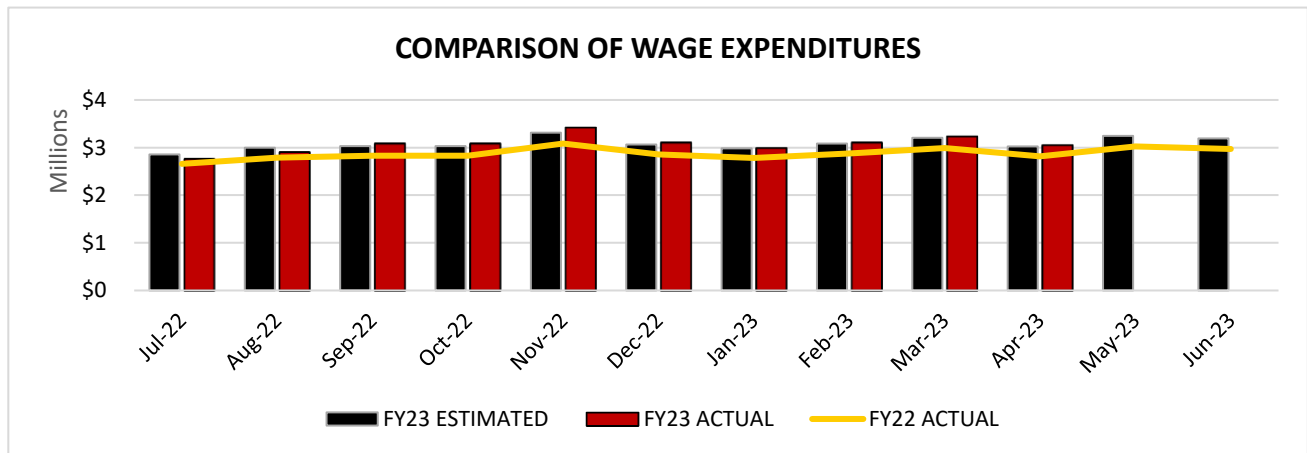
		Monthly		Fiscal Year 2023 Year-to-Date
Actual Wage Expenditures		\$3,047,767		\$30,732,003
Estimated Wage Expenditures		\$3,023,078		\$30,593,996
Variance From Estimate	OVER	\$24,689	OVER	\$138,007
Variance From Estimate	OVER	0.82%	OVER	0.45%
Actual Prior Year		\$2,816,107		\$28,499,418
Total Fiscal Year 2023 Estimate				\$37,029,929
Percent Of Total Estimate Spent				82.99%
Percent Of Budget Year Completed		10 month(s)		83.33%
Percent of Wage Expenditures to Revenues				51.90%
Percent of Wage Expenditures to Total Expenditures				57.42%
Total Percent of Wages & Fringes to Expenditures				81.37%

DESCRIPTION:

This category consists of regular wages, substitute wages, and supplementals, etc.

COMMENTS:

FYTD expenditures are trending in line with the forecast.



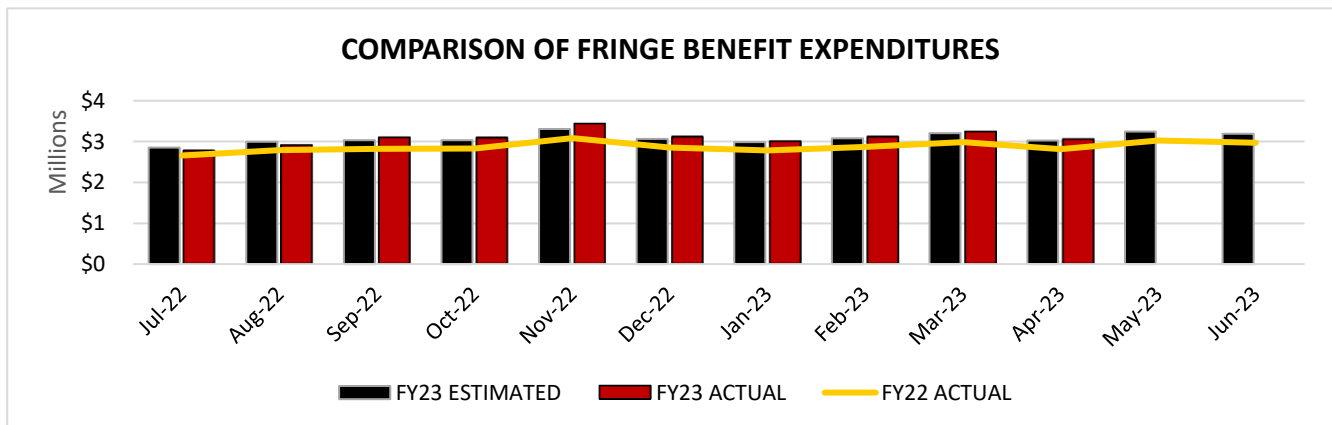
COMPARISON OF FRINGE BENEFIT EXPENDITURES

April 30, 2023

		Monthly		Fiscal Year 2023 Year-to-Date
Actual Fringe Benefit Expenditures		\$1,192,642		\$12,823,737
Estimated Fringe Benefit Expenditures		\$1,272,779		\$12,727,790
Variance From Estimate	UNDER	(\$80,137)	OVER	\$95,947
Variance From Estimate	UNDER	-6.30%	OVER	0.75%
Actual Prior Year		\$1,788,376		\$12,206,124
Total Fiscal Year 2023 Estimate				\$15,273,345
Percent Of Total Estimate Spent				83.96%
Percent Of Budget Year Completed		10 month(s)		83.33%
Percent of Fringe Benefits to Revenues				21.66%
Total Percent of Wages & Fringes to Revenues				73.56%
Percent of Fringe Benefits to Total Expenditures				23.96%
Total Percent of Wages & Fringes to Expenditures				81.37%

DESCRIPTION: This category consists of employee insurance programs, retirement, Medicare, etc.

COMMENTS: FYTD expenditures are trending in line with the forecast.



COMPARISON OF PURCHASED SERVICE EXPENDITURES

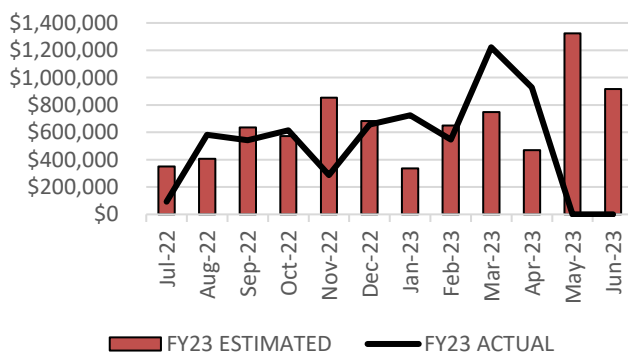
April 30, 2023

		<u>Monthly</u>		<u>Fiscal Year 2023 Year-to-Date</u>
Actual Service Expenditures		\$927,718		\$6,195,699
Estimated Service Expenditures		\$469,102		\$5,704,668
Variance From Estimate	OVER	\$458,616	OVER	\$491,031
Variance From Estimate	OVER	97.76%	OVER	8.61%
Actual Prior Year		\$444,841		\$5,409,631
Total Fiscal Year 2023 Estimate				\$7,946,190
Percent Of Total Estimate Spent				77.97%
Percent Of Budget Year Completed		10 month(s)		83.33%

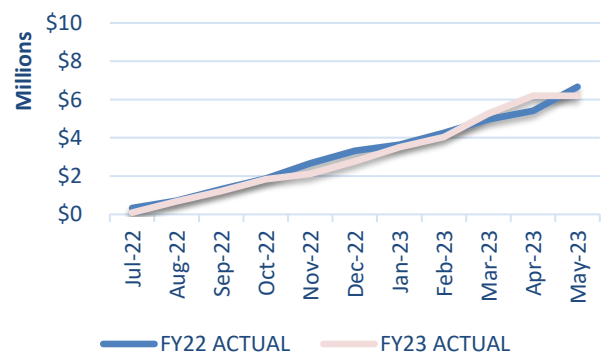
DESCRIPTION: This category consists of contract services, utilities, lease purchase costs, repairs, etc.

COMMENTS: FYTD expenditures are trending more than the forecast. This area has been less than the forecast over the last couple of months, so this spike is probably related to the end of the year needs. We will continue to monitor and update the forecast as necessary.

**Total Purchased Services - Budget
vs. Actual**



**Total Purchased Services - FY22
vs. FY23**



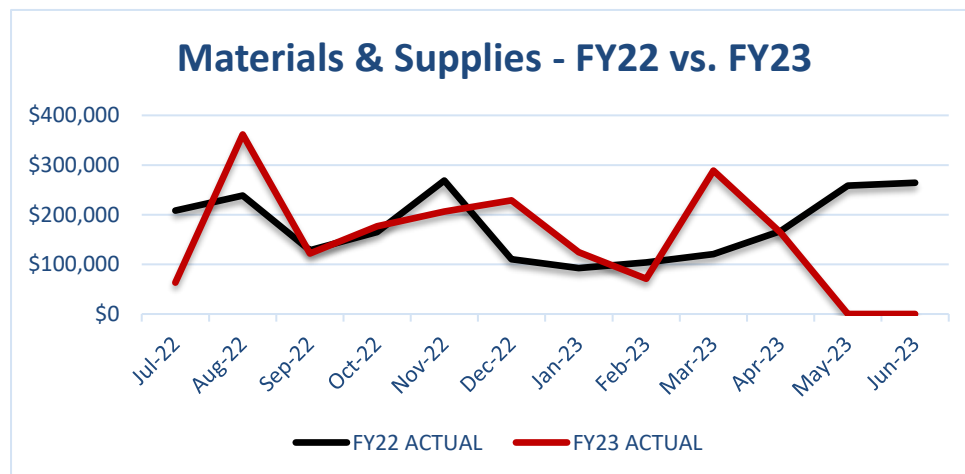
COMPARISON OF SUPPLIES & MATERIAL EXPENDITURES

April 30, 2023

		Monthly		Fiscal Year 2023 Year-to-Date
Actual Material Expenditures		\$163,733		\$1,806,582
Estimated Material Expenditures		\$182,963		\$1,759,111
Variance From Estimate	UNDER	(\$19,230)	OVER	\$47,471
Variance From Estimate	UNDER	-10.51%	OVER	2.70%
Actual Prior Year		\$166,787		\$1,603,585
Total Fiscal Year 2023 Estimate				\$2,332,425
Percent Of Total Estimate Spent				77.46%
Percent Of Budget Year Completed		10 month(s)		83.33%

DESCRIPTION: This category consists of office supplies and instructional supplies.

COMMENTS: FYTD expenditures are trending in line with the forecast.



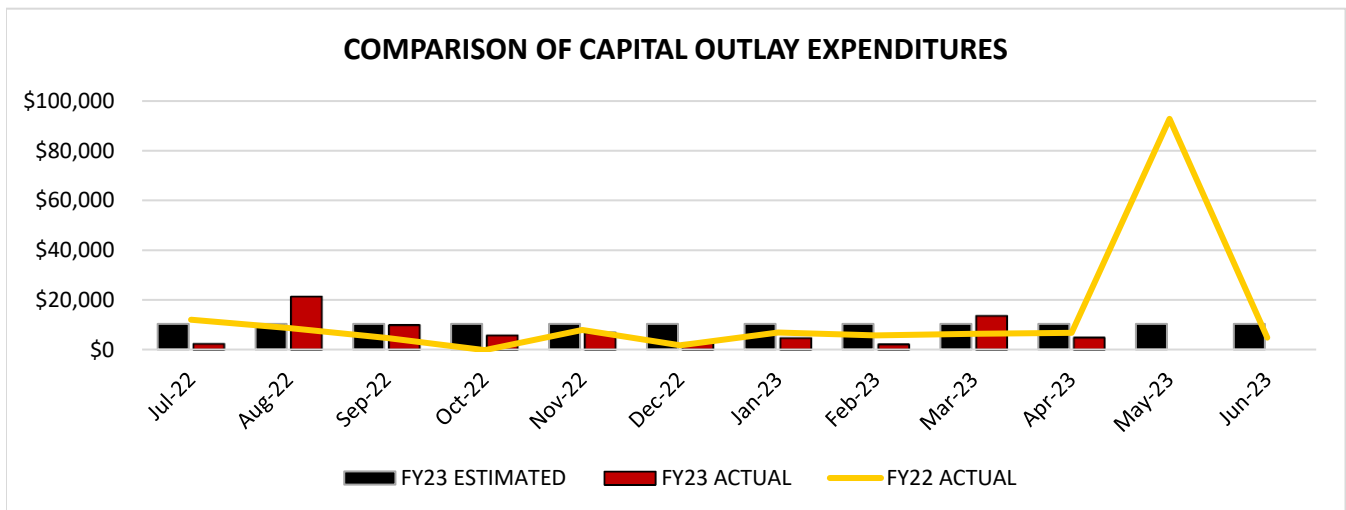
COMPARISON OF EQUIPMENT & CAPITAL EXPENDITURES

April 30, 2023

		Monthly		Fiscal Year 2023 Year-to-Date
Actual Equipment Expenditures		\$4,971		\$74,726
Estimated Equipment Expenditures		\$10,302		\$103,020
Variance From Estimate	UNDER	(\$5,331)	UNDER	(\$28,294)
Variance From Estimate	UNDER	-51.75%	UNDER	-27.46%
Actual Prior Year		\$6,700		\$60,130
Total Fiscal Year 2023 Estimate				\$123,623
Percent Of Total Estimate Spent				60.45%
Percent Of Budget Year Completed		10 month(s)		83.33%

DESCRIPTION: This category consists of new and replacement equipment, and capital outlay.

COMMENTS: FYTD expenditures are trending less than anticipated. Capital expenditures typically occur in specific months based on need, and they are difficult to predict. However, the total dollar variance is insignificant compared to all other expenditures.



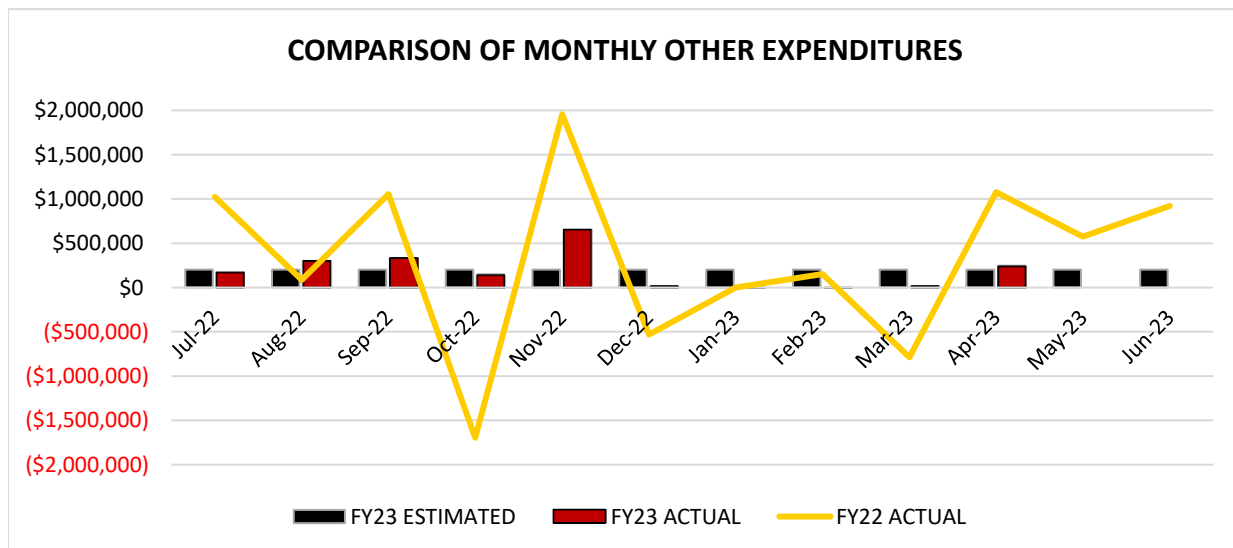
COMPARISON OF ALL OTHER EXPENDITURES

April 30, 2023

		Monthly		Fiscal Year 2023 Year-to-Date
Actual Other Expenditures		\$243,284		\$1,892,713
Estimated Other Expenditures		\$202,992		\$2,029,920
Variance From Estimate	OVER	\$40,292	UNDER	(\$137,207)
Variance From Estimate	OVER	19.85%	UNDER	-6.76%
Actual Prior Year		\$1,076,592		\$2,337,113
Total Fiscal Year 2023 Estimate				\$2,435,907
Percent Of Total Estimate Spent				77.70%
Percent Of Budget Year Completed		10 month(s)		83.33%

DESCRIPTION: This category consists of advances, transfers, contingencies, auditor/treasurer fees, county board deductions, etc.

COMMENTS: FYTD expenditures are less than anticipated. This is primarily related to advances, which not occur until June.



SECTION II

Fiscal Policy



LEBANON CITY SCHOOL DISTRICT

Fiscal Policy



1. Structurally Balanced Budget

The annual Operating Budget will be structurally balanced throughout the budget process. Recurring revenues will equal or exceed recurring expenditures in both the proposed and adopted Operating Budgets. If a structural imbalance occurs, a plan will be developed by the Superintendent and Treasurer to bring the budget back into structural balance.

2. Report on How the Budget Is Balanced

The District Superintendent and Treasurer shall report to the Board on how the budget is balanced with a concise narrative, and if the budget is not in balance, the Superintendent and Treasurer will clearly delineate why and present a plan of options for corrective action within 90 days of the initial report.

3. General Fund Balance

The District shall maintain a General Fund Balance as follows:

- An unencumbered operating reserve equivalent to 10% (36.5 days of operating cash) or more of the General Fund's annual expenditure budget at fiscal year-end.
- The District will also only expend up to 100% of the District's annual available resources minus the prior year's reserve without board approval until an unencumbered operating reserve of 20% is met.

4. Use of One-Time Resources

Once the General Fund budget is brought into structural balance, one-time resources such as proceeds from asset sales, debt refinancing, one-time grants, revenue windfalls, budget savings, and similar non-recurring revenues shall not be used for current or new operating expenses. Appropriate uses of one-time resources include establishing and rebuilding emergency and operating reserves, early retirement of debt, capital expenditures and other non-recurring expenditures.

5. Accounting and Financial Reporting

The District will conform to generally accepted accounting principles as promulgated by Government Account Standards Board (GASB) and the Government Finance Officers Association (GFOA). Reporting will include the following:

- Interim Financial Reports: The Treasurer will prepare monthly financial reports for the Board of Education that analyze and evaluate the District's financial performance based upon the District's spending plan which is a month by month breakdown of anticipated revenues and expenditures for the entire fiscal year.
- Red Flag Exceptions: The Treasurer shall advise the Board of Education of significant negative or positive financial information as soon as he or she becomes aware of it and assesses the impact of the financial information on the District's financial situation.

6. Grants

District Staff will identify, apply for and effectively administer federal, state, local and other grants, which address the District's priorities and policy objectives and provide a positive cost benefit to the District, as determined by the Superintendent or his/her designee.

7. Financial Planning

The District shall develop a long-range financial plan that forecasts General Fund expenditures and revenues, which will include three years of history and five years of projections. The long-range financial plan will be updated and filed with the State of Ohio before every May 31st and October 31st. As part of the budget process, the Treasurer will advise the Board of potential long-range positive and negative trends along with an executive summary of those trends. The long-range financial plan should include an analysis of such factors as:

- State Revenue and Expenditure Impacts
- Legislative Issues Passed and Pending
- Real Estate Development - Commercial and Residential
- Demographic Changes Effecting Student Population
- And Other Indicators Affecting Funding and Expenditures

8. General Obligation Debt Limits

In keeping with the policy of fiscal responsibility, the District will stay within the General Assemblies debt limitations of nine percent of its tax valuation, except where allowed by law.

9. Policy Annual Review

Each fiscal year, the District's Community Audit Advisory Committee (CAAC) will review/revise this policy and make recommendations to the Board of Education for adoption.

SECTION III

Cash Summary Report (all funds)
Disbursement Summary Report
Lebanon CSD Bank Reconciliation Report
Lebanon CSD Payroll Reconciliation Report
Lebanon CSD Investment Report
Lebanon CSD Interest Earnings Report



LEBANON CITY SCHOOL DISTRICT

Cash Summary Report

Full Account Code	Description	Initial Cash	MTD Received	FYTD Received	MTD Expended	FYTD Expended	Fund Balance	Encumbrance	Unencumbered Balance
001-0000	General Fund	\$ 25,832,645.97	\$ 3,491,350.68	\$ 59,213,215.52	\$ 5,580,115.43	\$ 53,526,358.13	\$ 31,519,503.36	\$ 3,382,331.76	\$ 28,137,171.60
002-0000	Bond Retirement Fund	9,388,173.38	2,238,796.19	4,336,756.33	26,511.40	4,156,572.47	9,568,357.24	338,557.41	9,229,799.83
003-9008	Lebanon Athletic Facilities Improvements	44,789.14	2,344,846.06	2,575,748.45	0.00	0.00	2,620,537.59	44,125.00	2,576,412.59
003-9099	Capital Projects Fund	1,503,456.70	(1,656,433.50)	3,754,278.20	445,166.00	1,264,639.99	3,993,094.91	1,350,867.27	2,642,227.64
004-9000	Building Fund	44,877.36	49.01	250.35	0.00	0.00	45,127.71	0.00	45,127.71
004-9001	Energy Conservation Fund	9,994.32	0.00	0.00	0.00	0.00	9,994.32	0.00	9,994.32
004-9002	2013 Building Fund LFI	(91,645.23)	0.00	0.00	0.00	0.00	(91,645.23)	34,572.17	(126,217.40)
004-9003	Building Fund/LFI Interest	53,289.74	0.00	0.00	58,487.45	58,487.45	(5,197.71)	40,956.31	(46,154.02)
006-0000	Cafeteria Fund	751,312.24	305,539.25	1,526,255.48	118,669.45	1,425,623.01	851,944.71	151,638.81	700,305.90
007-9002	Coca-Cola Scholarship Fund	6.75	0.00	0.00	0.00	0.00	6.75	0.00	6.75
007-9003	Lebanon CSD Administration Scholarship Fund	1,061.52	682.21	734.01	0.00	0.00	1,795.53	0.00	1,795.53
007-9006	Dennis Barr Jeffery Memorial Scholarship Fund	453.10	14.24	36.36	0.00	0.00	489.46	0.00	489.46
007-9007	Audrey Aileen Kite Scholarship Fund	138,038.15	0.00	2,570.24	0.00	0.00	140,608.39	0.00	140,608.39
007-9009	Jarod Bennett Memorial Fund	508.90	15.98	40.82	0.00	0.00	549.72	0.00	549.72
007-9013	Donald L. Palmer Scholarship Fund	7,914.97	248.58	634.70	0.00	0.00	8,549.67	0.00	8,549.67
007-9014	Jerry Michael Scholarship	0.65	0.00	0.00	0.00	0.00	0.65	0.00	0.65
007-9015	Al Russell Memorial Scholarship Trust Fund	12.91	0.00	0.00	0.00	0.00	12.91	0.00	12.91
007-9017	Diversity and Achievement Scholarship	114.95	3.61	9.18	0.00	0.00	124.13	0.00	124.13
007-9018	Carolyn Lambert Scholarship	2.70	0.00	0.00	0.00	0.00	2.70	0.00	2.70
007-9019	Gloria Taylor Memorial Scholarship	10,823.11	371.06	1,939.00	0.00	0.00	12,762.11	0.00	12,762.11
007-9100	Molly McCool Memorial Scholarship Fund	202.67	6.37	16.26	0.00	0.00	218.93	0.00	218.93
007-9101	Rosalee Satchell/Domino's Pizza Scholar. Fund	7,835.66	0.00	149.80	0.00	0.00	7,985.46	0.00	7,985.46
008-0000	Louisa Jurey Wright Scholarship Fund	15,063.64	63.77	479.86	0.00	0.00	15,543.50	0.00	15,543.50
008-9001	Michael Rourke Scholarship Fund	3,346.53	14.21	117.91	0.00	0.00	3,464.44	0.00	3,464.44
008-9002	Friends of Academics Scholarship Fund	100,030.97	1,218.42	1,957.43	0.00	0.00	101,988.40	0.00	101,988.40
008-9004	Ron LeFeber Memorial Scholarship Fund	7,049.55	31.18	551.51	0.00	0.00	7,601.06	0.00	7,601.06
009-9004	LJHS USS Fund	3,404.26	495.11	33,388.36	149.05	24,752.24	12,040.38	8,908.71	3,131.67
009-9005	LHS USS Fund	145,620.66	6,433.05	258,093.58	8,145.69	210,004.25	193,709.99	96,258.78	97,451.21
009-9006	Bowman USS Fund	0.00	214.00	69,181.60	12.88	66,548.12	2,633.48	6,065.12	(3,431.64)
009-9007	Berry USS Fund	3,752.05	143.50	31,105.65	436.72	34,972.76	(115.06)	173.28	(288.34)
009-9008	Donovan USS Fund	22,449.47	312.00	23,750.25	398.77	26,172.02	20,027.70	626.79	19,400.91
009-9009	Art USS Fund	0.00	781.39	31,696.18	2,572.49	31,490.02	206.16	16,131.32	(15,925.16)
009-9010	Math Grades 6-8 USS	0.00	178.50	543,160.24	0.00	639,511.89	(96,351.65)	0.00	(96,351.65)

LEBANON CITY SCHOOL DISTRICT

Cash Summary Report

Full Account Code	Description	Initial Cash	MTD Received	FYTD Received	MTD Expended	FYTD Expended	Fund Balance	Encumbrance	Unencumbered Balance
009-9011	Virtual Learning Supplies	\$ 6,643.10	\$ 150.00	\$ 300.00	\$ 0.00	\$ 0.00	\$ 6,943.10	\$ 0.00	\$ 6,943.10
010-9000	Classroom Facilities Project State Share	(39,051.54)	0.00	0.00	0.00	114,790.23	(153,841.77)	334,036.38	(487,878.15)
010-9001	Classroom Facilities Project Local Share	152,784.33	0.00	0.00	0.00	62,210.58	90,573.75	184,938.95	(94,365.20)
010-9900	Classroom Facilities State Share/Interest	332,522.22	0.00	0.00	0.00	0.00	332,522.22	0.00	332,522.22
010-9901	Classroom Facilities Local Share/Interest	703,283.05	62,616.89	254,435.81	0.00	0.00	957,718.86	0.00	957,718.86
018-9000	LJHS Neediest Kids of All	894.53	0.00	0.00	0.00	379.59	514.94	0.00	514.94
018-9001	Bowman Neediest Kids of All	10.85	0.00	1,500.00	0.00	680.96	829.89	829.20	0.69
018-9002	LJHS Bookstore	6,303.28	123.07	633.07	85.76	552.85	6,383.50	57.58	6,325.92
018-9003	Donovan Neediest Kids of All	781.05	0.00	2,000.00	577.85	1,092.18	1,688.87	899.90	788.97
018-9005	Berry Neediest Kids of All	170.93	0.00	0.00	0.00	0.00	170.93	170.00	0.93
018-9007	LJHS Teachers' Lounge	953.93	43.71	307.74	0.00	0.00	1,261.67	0.00	1,261.67
018-9008	Art To Remember	7.07	0.00	0.00	0.00	7.07	0.00	0.00	0.00
018-9010	Transportation Dept's Lounge	392.35	33.68	138.14	0.00	71.10	459.39	0.00	459.39
018-9011	Donovan Media Center	11,246.68	0.00	22.00	0.00	2,004.43	9,264.25	0.00	9,264.25
018-9013	Bowman Media Center	11,356.93	0.00	8,265.01	1,034.47	9,644.18	9,977.76	1,472.44	8,505.32
018-9015	LJHS Building Fund	20,592.65	1,910.00	9,493.72	244.29	9,403.59	20,682.78	3,653.93	17,028.85
018-9016	Camp Joy (Berry)	9,073.75	11,220.00	11,220.00	4,605.00	8,805.00	11,488.75	0.00	11,488.75
018-9017	PUBLIC SCHOOL SUPPORT	0.00	0.00	0.00	0.00	0.00	0.00	7.46	(7.46)
018-9019	Donovan Building Fund	11,294.84	55.87	42,974.02	9.06	58,077.54	(3,808.68)	782.16	(4,590.84)
018-9021	Bowman Building Fund	28,815.58	29.31	25,325.69	252.04	26,923.42	27,217.85	772.31	26,445.54
018-9023	Berry Building Fund	22,670.02	(11,138.30)	4,326.81	(4,605.00)	11,374.47	15,622.36	4,315.52	11,306.84
018-9024	LHS Building Fund	16,976.84	469.73	7,116.31	2,097.12	14,939.08	9,154.07	3,608.73	5,545.34
018-9025	LHS Bridges	0.00	0.00	1,054.08	0.00	760.89	293.19	145.72	147.47
018-9027	LJHS Media Center	3,006.83	0.00	0.00	0.00	995.07	2,011.76	0.00	2,011.76
018-9028	Berry Media Center	3,072.52	0.00	7,815.57	875.31	8,771.06	2,117.03	8,517.00	(6,399.97)
019-9002	Making Middle Schools Work Grant	315.00	0.00	0.00	0.00	0.00	315.00	0.00	315.00
019-9003	Greater Cincy Foundation Grant Learning Links	61.00	0.00	0.00	0.00	0.00	61.00	61.00	0.00
019-9005	Greater Cincy Foundation Grant Learning Links	12.18	0.00	0.00	0.00	0.00	12.18	0.00	12.18
019-9006	Warren County Board of Dev Disabilites Grant	4,739.92	0.00	50,000.00	0.00	89.98	54,649.94	0.00	54,649.94
019-9008	Donovan Economics Program Fund	107.24	0.00	0.00	0.00	0.00	107.24	0.00	107.24
019-9010	Action for Healthy Kids (Frank)	2.33	0.00	0.00	0.00	0.00	2.33	0.00	2.33
019-9011	LEARNING LINKS GRANT-Sensory Breaks Bow -John	3.52	0.00	0.00	0.00	0.00	3.52	0.00	3.52
019-9013	Marth Holden Jennings Grant - McAndrews	4,811.25	0.00	0.00	0.00	0.00	4,811.25	0.00	4,811.25
019-9014	Morning Movers Grant	73.33	0.00	0.00	0.00	0.00	73.33	0.00	73.33

LEBANON CITY SCHOOL DISTRICT

Cash Summary Report

Full Account Code	Description	Initial Cash	MTD Received	FYTD Received	MTD Expended	FYTD Expended	Fund Balance	Encumbrance	Unencumbered Balance
019-9016	FUSE Grant - Donovan	\$ 2.87	\$ 0.00	\$ 0.00	\$ 0.00	\$ 0.00	\$ 2.87	\$ 0.00	\$ 2.87
019-9019	Virginia Hamilton Grant	6.06	0.00	0.00	0.00	0.00	6.06	0.00	6.06
019-9020	LEARNING LINKS GRANT - SENSORY BREAKS LHS	12.21	0.00	0.00	0.00	0.00	12.21	0.00	12.21
019-9021	Learning Links Grant-RTI Lending Closet Mashe	3.21	0.00	0.00	0.00	0.00	3.21	0.00	3.21
019-9022	Hope Squad, Suicide Prevention Grant	283.39	0.00	0.00	0.00	0.00	283.39	0.00	283.39
019-9024	Library and Svcs Tech Cares Act Mini Grant	0.40	0.00	0.00	0.00	0.00	0.40	0.00	0.40
019-9025	CARE Project Grant	0.00	0.00	16,164.35	0.00	16,164.35	0.00	0.00	0.00
019-9026	Port Authority Career Tech Grant	2,117.58	0.00	0.00	0.00	0.00	2,117.58	0.00	2,117.58
019-9027	High Schools That Work Mini Grant - LJHS	625.03	0.00	0.00	0.00	0.00	625.03	0.00	625.03
019-9028	Learning Links Grant - Career Tech	72.59	0.00	2,500.00	0.00	1,276.59	1,296.00	0.00	1,296.00
022-9000	Volleyball Tournament Fund	0.00	0.00	4,672.72	0.00	8,421.00	(3,748.28)	0.00	(3,748.28)
022-9001	Boys Soccer Tournament Fund	36.36	0.00	792.97	0.00	1,622.30	(792.97)	0.00	(792.97)
022-9002	Girls Soccer Tournament Fund	0.00	0.00	1,241.20	0.00	1,489.44	(248.24)	0.00	(248.24)
022-9004	Wrestling Tournament Fund	832.64	0.00	0.00	0.00	2,045.43	(1,212.79)	1,040.00	(2,252.79)
022-9005	Baseball Tournament Fund	210.00	0.00	792.30	0.00	1,160.95	(158.65)	0.00	(158.65)
022-9006	Softball Tournament Fund	420.00	0.00	5,634.05	0.00	7,182.33	(1,128.28)	0.00	(1,128.28)
022-9009	Track Tournament Fund	0.00	0.00	16,798.95	0.00	20,159.63	(3,360.68)	0.00	(3,360.68)
034-0000	Classroom Facilities Maintenance .5 Mill	937,771.08	246,242.40	462,154.44	3,057.23	601,174.89	798,750.63	197,620.18	601,130.45
200-9000	Junior Council on World Affairs	1,339.06	0.00	0.00	0.00	0.00	1,339.06	0.00	1,339.06
200-9001	LHS Art Club	164.94	0.00	0.00	0.00	0.00	164.94	0.00	164.94
200-9002	LHS Class of 2014	6,070.27	0.00	0.00	0.00	6,070.27	0.00	0.00	0.00
200-9003	LHS Drama Club	9,506.55	0.00	11,390.00	0.00	9,773.06	11,123.49	6,439.82	4,683.67
200-9004	LHS French Club	362.22	0.00	0.00	0.00	0.00	362.22	0.00	362.22
200-9005	LHS Spanish Club	748.08	0.00	0.00	0.00	0.00	748.08	0.00	748.08
200-9006	LHS FCCLA	3,262.99	0.00	1,440.00	0.00	270.66	4,432.33	189.34	4,242.99
200-9007	FBLA	1,923.11	1,093.47	6,169.47	0.00	5,103.00	2,989.58	616.18	2,373.40
200-9008	LHS National Honor Society	4,222.72	0.00	1,775.00	1,905.00	3,764.27	2,233.45	164.97	2,068.48
200-9009	LHS Musical	0.00	0.00	4,964.00	0.00	4,964.00	0.00	0.00	0.00
200-9010	LHS War-Zone Spirit Club	121.64	0.00	0.00	0.00	121.64	0.00	0.00	0.00
200-9011	LHS Recording Club	1,180.67	0.00	0.00	0.00	948.78	231.89	51.22	180.67
200-9012	AFJROTC	12,852.05	260.00	2,167.50	40.00	6,291.38	8,728.17	0.00	8,728.17
200-9013	LJHS Student Council	8,307.85	0.00	1,076.00	0.00	280.47	9,103.38	776.73	8,326.65
200-9014	LHS Class of 2019	1,407.81	0.00	0.00	0.00	1,407.81	0.00	0.00	0.00
200-9015	Orchestra	0.00	0.00	19,890.41	402.00	20,125.18	(234.77)	327.23	(562.00)
200-9016	LHS Student Council	15,705.60	0.00	35,108.78	1,065.63	23,056.10	27,758.28	1,274.01	26,484.27
200-9017	LJHS Warrior Pride Yearbook	14,989.63	0.00	0.00	125.19	165.43	14,824.20	34.57	14,789.63
200-9018	Lebanon Robotics	2,004.53	0.00	0.00	0.00	2,004.53	0.00	0.00	0.00

LEBANON CITY SCHOOL DISTRICT

Cash Summary Report

Full Account Code	Description	Initial Cash	MTD Received	FYTD Received	MTD Expended	FYTD Expended	Fund Balance	Encumbrance	Unencumbered Balance
200-9019	LHS Class of 2016	\$ 7,525.10	\$ 0.00	\$ 0.00	\$ 0.00	\$ 7,525.10	\$ 0.00	\$ 0.00	\$ 0.00
200-9020	LHS Class of 2015	3,111.97	0.00	0.00	0.00	3,111.97	0.00	0.00	0.00
200-9021	LHS CLASS OF 2017	3,581.43	0.00	0.00	0.00	3,581.43	0.00	0.00	0.00
200-9025	Key Club	1,502.77	0.00	240.00	0.00	150.00	1,592.77	0.00	1,592.77
200-9026	LHS Class of 2008 Fund	1,044.09	0.00	0.00	0.00	1,044.09	0.00	0.00	0.00
200-9027	LHS Outdoor Adventure Club	1,900.62	0.00	0.00	0.00	0.00	1,900.62	0.00	1,900.62
200-9028	LHS Class of 2010	615.12	0.00	0.00	0.00	615.12	0.00	0.00	0.00
200-9029	LHS Yearbook	27,647.79	0.00	14,775.00	0.00	14,881.54	27,541.25	150.00	27,391.25
200-9030	LJHS Newspaper	1,834.49	0.00	0.00	22.28	151.66	1,682.83	148.34	1,534.49
200-9031	LHS CLASS OF 2020	295.08	0.00	0.00	0.00	295.08	0.00	0.00	0.00
200-9032	LHS Ecology Club	393.22	0.00	0.00	0.00	0.00	393.22	0.00	393.22
200-9033	LHS Science Olympiad Fund	0.00	0.00	1,097.30	0.00	1,300.76	(203.46)	0.00	(203.46)
200-9034	LHS Class of 2018	2,401.71	0.00	0.00	0.00	2,401.71	0.00	0.00	0.00
200-9035	LJHS Drama Club	28,648.29	6,790.07	14,735.97	4,096.83	9,206.51	34,177.75	3,468.16	30,709.59
200-9037	LJHS Renaissance Academic Success	0.00	0.00	2,480.57	37.70	890.04	1,590.53	790.28	800.25
200-9038	LHS Intramurals	210.27	0.00	0.00	0.00	0.00	210.27	0.00	210.27
200-9040	Daylight Prom	1,156.77	0.00	0.00	0.00	0.00	1,156.77	0.00	1,156.77
200-9041	LHS CLASS OF 2012	145.90	0.00	0.00	0.00	145.90	0.00	0.00	0.00
200-9043	LHS CLASS OF 2013	879.46	0.00	0.00	0.00	879.46	0.00	0.00	0.00
200-9044	Donovan Student Council	363.63	0.00	0.00	0.00	363.63	0.00	0.00	0.00
200-9045	LJHS Science Club	709.22	0.00	0.00	0.00	172.37	536.85	827.63	(290.78)
200-9046	LHS Gender Sexuality Alliance (GSA)	887.10	0.00	0.00	0.00	0.00	887.10	0.00	887.10
200-9047	LJHS Builders' Club	22.50	0.00	0.00	0.00	0.00	22.50	0.00	22.50
200-9048	LHS Class of 2022	8,531.94	0.00	0.00	0.00	0.00	8,531.94	0.00	8,531.94
200-9050	LJHS Pop Culture Club	247.86	0.00	0.00	0.00	0.00	247.86	0.00	247.86
200-9051	LHS Beverage Cart	472.81	120.00	520.00	58.54	240.77	752.04	0.00	752.04
200-9052	LHS Class of 2023	3,293.78	3,879.36	41,678.71	42,239.30	45,194.99	(222.50)	319.21	(541.71)
200-9054	LHS Hope Squad	1,694.54	0.00	197.00	340.34	499.44	1,392.10	145.46	1,246.64
200-9055	LJHS WarZone	912.69	0.00	0.00	0.00	0.00	912.69	0.00	912.69
200-9056	LHS Class of 2024	1,048.67	0.00	2,551.59	0.00	370.22	3,230.04	28.01	3,202.03
200-9057	LHS Class of 2025	1,808.56	581.61	1,081.61	0.00	466.03	2,424.14	0.00	2,424.14
200-9058	Berry Student Council	1,177.00	0.00	917.00	96.41	193.72	1,900.28	1,556.26	344.02
200-9059	LHS Class of 2026	0.00	410.00	649.20	0.00	0.00	649.20	0.00	649.20
200-9060	LHS Maroon Makers	0.00	2,180.00	2,180.00	0.00	0.00	2,180.00	0.00	2,180.00
300-9401	LHS Winter Guard	0.00	0.00	23,058.25	0.00	20,426.15	2,632.10	3,698.89	(1,066.79)
300-9402	LJHS Winter Guard	0.00	100.00	15,408.15	0.00	14,352.24	1,055.91	1,730.02	(674.11)
300-9403	Intermediate Winter Guard	1,647.27	0.00	3,500.00	0.00	4,392.92	754.35	1,425.28	(670.93)
300-9404	LHS Drumline	0.00	0.00	90,641.40	4,020.00	84,337.33	6,304.07	0.00	6,304.07
300-9405	LJHS Drumline	0.00	0.00	3,485.48	0.00	3,485.48	0.00	0.00	0.00
300-9500	LHS Athletic Department	3,023.79	10,483.43	396,325.60	4,863.68	237,409.87	161,939.52	63,045.49	98,894.03

LEBANON CITY SCHOOL DISTRICT

Cash Summary Report

Full Account Code	Description	Initial Cash	MTD Received	FYTD Received	MTD Expended	FYTD Expended	Fund Balance	Encumbrance	Unencumbered Balance
300-9505	LHS Captain's Council	\$ 0.00	\$ 0.00	\$ 15,932.27	\$ 500.00	\$ 15,182.27	\$ 750.00	\$ 0.00	\$ 750.00
300-9506	Boys Club Volleyball	1,801.80	160.00	4,494.00	223.99	1,811.99	4,483.81	2,244.00	2,239.81
300-9513	Indoor Track & Field	0.00	0.00	0.00	0.00	1,109.00	(1,109.00)	0.00	(1,109.00)
300-9514	LJHS Athletic Department	12,229.79	2,804.57	27,723.87	350.00	31,501.73	8,451.93	8,861.93	(410.00)
300-9515	LJHS Athletic Concessions	600.95	0.00	6,292.15	0.00	6,038.02	855.08	0.00	855.08
300-9516	LHS Dance Team	0.00	0.00	150.00	0.00	1,848.70	(1,698.70)	0.00	(1,698.70)
300-9993	LHS Baseball Team - Historical Society	7,809.13	3,650.35	13,022.61	0.00	11,148.00	9,683.74	0.00	9,683.74
401-9021	St. Francis Auxiliary Services FY21	0.00	0.00	0.00	0.00	0.00	0.00	3,281.30	(3,281.30)
401-9022	St. Francis Auxiliary Services FY22	60,735.20	0.00	10.31	0.00	22,192.22	38,553.29	13,787.50	24,765.79
401-9023	St. Francis Auxiliary Services FY23	0.00	108.31	144,947.39	3,074.71	45,223.14	99,724.25	48,323.38	51,400.87
401-9122	Lebanon United Methodist Kindergarten FY22	14,538.83	0.00	2.53	69.60	2,977.40	11,563.96	446.81	11,117.15
401-9123	Lebanon United Methodist Kindergarten FY23	0.00	7.72	7,454.89	0.00	345.63	7,109.26	1,269.10	5,840.16
401-9222	Lebanon Christian Auxiliary Services FY22	119,267.59	0.00	19.34	3,831.28	123,118.21	(3,831.28)	168.72	(4,000.00)
401-9223	Lebanon Christian Auxiliary Services FY23	0.00	256.37	399,533.11	21,516.53	163,474.04	236,059.07	64,030.02	172,029.05
451-9022	FY 22 Connectivity Grant	4,500.00	0.00	0.00	0.00	0.00	4,500.00	0.00	4,500.00
451-9023	FY 23 Network Subsidy	0.00	0.00	9,000.00	0.00	0.00	9,000.00	0.00	9,000.00
461-9022	Making Middle Schools Work FY22	106.58	0.00	1,179.25	0.00	1,285.83	0.00	0.00	0.00
461-9023	Making Middle Schools Work FY23	0.00	0.00	0.00	0.00	0.00	0.00	0.00	0.00
461-9118	Making Middle Grades Work - Berry	115.34	0.00	0.00	0.00	0.00	115.34	0.00	115.34
467-9020	Student Wellness and Success Fund	316,430.92	0.00	0.00	5,681.02	58,821.92	257,609.00	22,578.00	235,031.00
499-9002	School Bus Purchase Program	180,000.00	0.00	180,000.00	0.00	360,000.00	0.00	0.00	0.00
499-9020	School Safety Grant	23,746.25	0.00	0.00	0.00	5,292.00	18,454.25	5,443.00	13,011.25
499-9022	Parent Mentor Grant FY 22	7.37	0.00	2,116.13	0.00	2,123.50	0.00	0.00	0.00
499-9023	School Safety Grant FY 23	27,538.68	0.00	0.00	0.00	15,667.29	11,871.39	11,872.00	(0.61)
499-9024	School Safety Grant OH BWC FY 23	0.00	0.00	14,650.00	0.00	14,650.00	0.00	0.00	0.00
499-9123	Parent Mentor Grant FY 23	0.00	2,208.20	22,011.32	2,650.63	24,661.95	(2,650.63)	0.00	(2,650.63)
507-9022	ESSER II GRANT FUNDS (COVID)	203,273.92	0.00	402,387.03	0.00	605,660.95	0.00	0.00	0.00
507-9122	ESSER ARP GRANT FUNDS (COVID)	(192,909.24)	0.00	316,888.88	0.00	123,979.64	0.00	0.00	0.00
507-9123	ESSER ARP GRANT FUNDS (COVID) - FY23	0.00	47,137.53	535,923.70	1,215,268.82	1,751,192.52	(1,215,268.82)	684,026.50	(1,899,295.32)
507-9323	ARP Homeless Grant - FY 23	0.00	189.96	407.28	0.00	407.28	0.00	7,092.72	(7,092.72)
516-9022	IDEA, PART B FY 22	42,453.71	0.00	318,788.97	0.00	361,242.68	0.00	550.00	(550.00)

LEBANON CITY SCHOOL DISTRICT

Cash Summary Report

Full Account Code	Description	Initial Cash	MTD Received	FYTD Received	MTD Expended	FYTD Expended	Fund Balance	Encumbrance	Unencumbered Balance
516-9023	IDEA, PART B FY 23	\$ 0.00	\$ 760,806.60	\$ 760,806.60	\$ 112,254.52	\$ 925,900.67	\$ (165,094.07)	\$ 33,774.29	\$ (198,868.36)
516-9222	IDEA, Part B ESSER Funds	3,809.00	0.00	0.00	(36.01)	11,819.08	(8,010.08)	0.00	(8,010.08)
516-9223	IDEA, Part B ESSER Funds	0.00	2,295.58	18,372.43	8,351.15	26,723.58	(8,351.15)	47,116.78	(55,467.93)
551-9022	Title III, LEP FY 22	1,967.61	0.00	603.00	0.00	2,570.61	0.00	0.00	0.00
551-9023	Title III, LEP FY 23	0.00	0.00	5,771.61	0.00	5,771.61	0.00	0.00	0.00
572-9021	TITLE I FY 21	28,010.69	0.00	(28,010.70)	0.00	(0.01)	0.00	0.00	0.00
572-9022	TITLE I FY 22	1,113.17	0.00	214,193.23	0.00	215,306.40	0.00	2.94	(2.94)
572-9023	TITLE I FY 23	0.00	103,839.94	435,983.84	62,945.62	495,559.41	(59,575.57)	34,542.01	(94,117.58)
572-9122	Expanding Opportunities Grant FY22	9,661.57	0.00	14,584.92	189.75	24,246.49	0.00	0.00	0.00
572-9123	Expanding Opportunities Grant FY23	0.00	710.25	710.25	6,070.25	6,070.25	(5,360.00)	2,398.03	(7,758.03)
584-9022	Title IV-A Student Support & Acad. Enrich.	2,810.33	0.00	8,947.93	0.00	11,758.26	0.00	0.00	0.00
584-9023	Title IV-A Student Support & Acad. Enrich.	0.00	0.00	27,882.03	0.00	27,882.03	0.00	1,260.74	(1,260.74)
587-9022	IDEA, Early Childhood Education FY 22	0.00	0.00	2,816.02	0.00	2,816.02	0.00	0.00	0.00
587-9122	ARP Early Childhood Education	0.00	0.00	1,200.38	0.00	1,200.38	0.00	0.00	0.00
587-9123	ARP IDEA Early Childhood - FY23	0.00	0.00	1,341.76	0.00	1,341.76	0.00	100.99	(100.99)
590-9022	TITLE II-A FY 22	36,929.22	0.00	21,276.90	0.00	58,206.12	0.00	0.00	0.00
590-9023	TITLE II-A FY 23	0.00	7,049.84	90,067.77	72,598.04	83,017.93	7,049.84	0.00	7,049.84
599-9023	School Safety Grant OFCC FY23	0.00	0.00	400,000.00	50,385.60	50,385.60	349,614.40	42,420.01	307,194.39
Grand Total		\$ 41,360,361.34	\$ 8,004,254.39	\$ 78,442,783.21	\$ 7,874,136.86	\$ 68,701,366.74	\$ 51,101,777.81	\$ 7,336,939.06	\$ 43,764,838.75

Start Date: 04/01/2023

End Date: 04/30/2023

LEBANON CITY SCHOOL DISTRICT

Disbursement Summary Report

Reference Number	Check Number	Type	Date	Name	Vendor #	Status	Reconcile Date	Void Date	Amount
42760	184497	ACCOUNTS_PAYA BLE	4/6/2023	A BOOK COMPANY, LLC	807922	RECONCILED	4/30/2023		\$ 67.82
42753	184498	ACCOUNTS_PAYA BLE	4/6/2023	ACADEMIC THERAPY PUBLICATIONS	801895	RECONCILED	4/30/2023		45.00
42725	184499	ACCOUNTS_PAYA BLE	4/6/2023	Ace Hardware W.C.	802545	RECONCILED	4/30/2023		50.70
42738	184500	ACCOUNTS_PAYA BLE	4/6/2023	ACKERMAN; KELLY	810012	OUTSTANDING			3.93
42726	184501	ACCOUNTS_PAYA BLE	4/6/2023	AMAZON CAPITAL SERVICES	808695	RECONCILED	4/30/2023		1,573.94
42740	184502	ACCOUNTS_PAYA BLE	4/6/2023	BAKER; LARRY	801792	RECONCILED	4/30/2023		60.00
42734	184503	ACCOUNTS_PAYA BLE	4/6/2023	BLICK ART MATERIALS	20520	RECONCILED	4/30/2023		521.69
42747	184504	ACCOUNTS_PAYA BLE	4/6/2023	CALVERT; HEIDI	801868	RECONCILED	4/30/2023		9.25
42736	184505	ACCOUNTS_PAYA BLE	4/6/2023	CAPITAL ONE	220900	RECONCILED	4/30/2023		441.15
42756	184506	ACCOUNTS_PAYA BLE	4/6/2023	CDW GOVERNMENT INC.	30015	RECONCILED	4/30/2023		5,222.89
42761	184507	ACCOUNTS_PAYA BLE	4/6/2023	COCA COLA BOTTLING CO.	807475	RECONCILED	4/30/2023		1,759.66
42750	184508	ACCOUNTS_PAYA BLE	4/6/2023	CREECH'S	31579	RECONCILED	4/30/2023		33.00
42764	184509	ACCOUNTS_PAYA BLE	4/6/2023	CULLIGAN	31760	RECONCILED	4/30/2023		241.40
42742	184510	ACCOUNTS_PAYA BLE	4/6/2023	DEBRA-KUEMPEL	808405	RECONCILED	4/30/2023		10,986.00
42765	184511	ACCOUNTS_PAYA BLE	4/6/2023	DONUT SHOP	40670	RECONCILED	4/30/2023		96.00
42751	184512	ACCOUNTS_PAYA BLE	4/6/2023	DORN'S BUSINESS SOLUTIONS	40690	RECONCILED	4/30/2023		106.05
42741	184513	ACCOUNTS_PAYA BLE	4/6/2023	ENNIS BRITTON CO, LPA	50660	RECONCILED	4/30/2023		1,410.75
42748	184514	ACCOUNTS_PAYA BLE	4/6/2023	ERVIN EDUCATIONAL CONSULTING	808558	RECONCILED	4/30/2023		6,000.00
42762	184515	ACCOUNTS_PAYA BLE	4/6/2023	FOLLETT HIGHER EDUCATION GROUP	807081	RECONCILED	4/30/2023		20.23
42743	184516	ACCOUNTS_PAYA BLE	4/6/2023	FRANKS RESEARCH GROUP LLC	809256	RECONCILED	4/30/2023		900.00
42732	184517	ACCOUNTS_PAYA BLE	4/6/2023	GORDON FOOD SERVICE	70449	RECONCILED	4/30/2023		3,123.22

Start Date: 04/01/2023

End Date: 04/30/2023

LEBANON CITY SCHOOL DISTRICT

Disbursement Summary Report

Reference Number	Check Number	Type	Date	Name	Vendor #	Status	Reconcile Date	Void Date	Amount
42767	184518	ACCOUNTS_PAYA BLE	4/6/2023	GREGG; KIM	801757	RECONCILED	4/30/2023		\$ 7.60
42755	184519	ACCOUNTS_PAYA BLE	4/6/2023	HAHN; RACHEL	80000	RECONCILED	4/30/2023		37.73
42746	184520	ACCOUNTS_PAYA BLE	4/6/2023	HERSHEY CREAMERY COMPANY	804945	RECONCILED	4/30/2023		673.22
42724	184521	ACCOUNTS_PAYA BLE	4/6/2023	HOME DEPOT CREDIT SERVICES	80907	RECONCILED	4/30/2023		206.07
42759	184522	ACCOUNTS_PAYA BLE	4/6/2023	JENNIFER LOESCHE	810123	RECONCILED	4/30/2023		17.03
42733	184523	ACCOUNTS_PAYA BLE	4/6/2023	JESSICA CLARK	810126	RECONCILED	4/30/2023		22.40
42763	184524	ACCOUNTS_PAYA BLE	4/6/2023	KLOSTERMAN BAKING COMPANY	803558	RECONCILED	4/30/2023		90.07
42737	184525	ACCOUNTS_PAYA BLE	4/6/2023	KOCH REFRIGERATION CO.	110442	RECONCILED	4/30/2023		371.00
42727	184526	ACCOUNTS_PAYA BLE	4/6/2023	MOBILCOMM INC.	131456	RECONCILED	4/30/2023		1,744.80
42752	184527	ACCOUNTS_PAYA BLE	4/6/2023	MOCKABEE; SARAH	808839	RECONCILED	4/30/2023		179.27
42720	184528	ACCOUNTS_PAYA BLE	4/6/2023	NASSP	140283	RECONCILED	4/30/2023		1,905.00
42757	184529	ACCOUNTS_PAYA BLE	4/6/2023	ONE SEED OF CHANGE CONSULTING LLC	810121	RECONCILED	4/30/2023		1,000.00
42721	184530	ACCOUNTS_PAYA BLE	4/6/2023	OSBA	610088	RECONCILED	4/30/2023		80.00
42745	184531	ACCOUNTS_PAYA BLE	4/6/2023	PALMER; LORI	160043	RECONCILED	4/30/2023		108.00
42731	184532	ACCOUNTS_PAYA BLE	4/6/2023	PHILLIPS SUPPLY CO.	160320	RECONCILED	4/30/2023		2,794.62
42735	184533	ACCOUNTS_PAYA BLE	4/6/2023	REITER DAIRY	809091	RECONCILED	4/30/2023		2,379.68
42744	184534	ACCOUNTS_PAYA BLE	4/6/2023	RUMPKE OF OHIO INC.	804873	RECONCILED	4/30/2023		5,165.61
42728	184535	ACCOUNTS_PAYA BLE	4/6/2023	SANTANDER BANK N.A.	809730	RECONCILED	4/30/2023		368,052.00
42730	184536	ACCOUNTS_PAYA BLE	4/6/2023	SOUTHERN OHIO PIZZA INC	808724	RECONCILED	4/30/2023		1,119.97
42758	184537	ACCOUNTS_PAYA BLE	4/6/2023	STEVENS; KIMBERLY	191838	OUTSTANDING			70.78
42723	184538	ACCOUNTS_PAYA BLE	4/6/2023	SUNRISE COOPERATIVE INC.	807482	RECONCILED	4/30/2023		786.60

Start Date: 04/01/2023

End Date: 04/30/2023

LEBANON CITY SCHOOL DISTRICT

Disbursement Summary Report

Reference Number	Check Number	Type	Date	Name	Vendor #	Status	Reconcile Date	Void Date	Amount
42739	184539	ACCOUNTS_PAYA BLE	4/6/2023	TREASURER OF STATE	520037	RECONCILED	4/30/2023		\$ 8,708.40
42749	184540	ACCOUNTS_PAYA BLE	4/6/2023	U.S. BANK	50555	RECONCILED	4/30/2023		356.23
42722	184541	ACCOUNTS_PAYA BLE	4/6/2023	W.R. HACKETT, INC.	804035	RECONCILED	4/30/2023		2,490.85
42766	184542	ACCOUNTS_PAYA BLE	4/6/2023	WARREN COUNTY ESC	230196	RECONCILED	4/30/2023		1,170.33
42754	184543	ACCOUNTS_PAYA BLE	4/6/2023	WARREN COUNTY PORT AUTHORITY	807853	RECONCILED	4/30/2023		25.00
42729	184544	ACCOUNTS_PAYA BLE	4/6/2023	WINDOW ENERGY FILM	810136	RECONCILED	4/30/2023		43,210.50
42823	184545	ACCOUNTS_PAYA BLE	4/13/2023	AIRGAS USA LLC	804036	RECONCILED	4/30/2023		205.49
42816	184546	ACCOUNTS_PAYA BLE	4/13/2023	ALC SCHOOLS LLC	809200	RECONCILED	4/30/2023		4,462.50
42778	184547	ACCOUNTS_PAYA BLE	4/13/2023	AMAZON CAPITAL SERVICES	808695	RECONCILED	4/30/2023		1,541.06
42839	184548	ACCOUNTS_PAYA BLE	4/13/2023	AMPLIFIED IT LLC	808043	RECONCILED	4/30/2023		1,710.00
42773	184549	ACCOUNTS_PAYA BLE	4/13/2023	ARROWHEAD ENGINEERED PRODUCTS	809622	RECONCILED	4/30/2023		186.99
42829	184550	ACCOUNTS_PAYA BLE	4/13/2023	BLICK ART MATERIALS	20520	RECONCILED	4/30/2023		1,904.83
42811	184551	ACCOUNTS_PAYA BLE	4/13/2023	BLUUM OF TEXAS LLC	810018	RECONCILED	4/30/2023		699.00
42788	184552	ACCOUNTS_PAYA BLE	4/13/2023	BULK BOOKSTORE	808620	OUTSTANDING			1,396.67
42783	184553	ACCOUNTS_PAYA BLE	4/13/2023	BUTLER CO. ESC	804648	RECONCILED	4/30/2023		1,536.00
42774	184554	ACCOUNTS_PAYA BLE	4/13/2023	CAPITAL ONE	220900	RECONCILED	4/30/2023		719.92
42787	184555	ACCOUNTS_PAYA BLE	4/13/2023	CAROLINA BIOLOGICAL SUPPLY CO.	30187	RECONCILED	4/30/2023		1,324.25
42817	184556	ACCOUNTS_PAYA BLE	4/13/2023	CINCINNATI BELL	802777	RECONCILED	4/30/2023		69.60
42791	184557	ACCOUNTS_PAYA BLE	4/13/2023	CINCINNATI CENTER FOR AUTISM	808734	RECONCILED	4/30/2023		14,681.82
42818	184558	ACCOUNTS_PAYA BLE	4/13/2023	CINCINNATI OCCUPATIONAL THERAPY INSTITUTE	809884	RECONCILED	4/30/2023		456.50
42770	184559	ACCOUNTS_PAYA BLE	4/13/2023	CINCINNATI RADIATOR	808080	RECONCILED	4/30/2023		1,115.00

Start Date: 04/01/2023

End Date: 04/30/2023

LEBANON CITY SCHOOL DISTRICT

Disbursement Summary Report

Reference Number	Check Number	Type	Date	Name	Vendor #	Status	Reconcile Date	Void Date	Amount
42842	184560	ACCOUNTS_PAYA BLE	4/13/2023	CINTAS	30810	RECONCILED	4/30/2023		\$ 101.30
42789	184561	ACCOUNTS_PAYA BLE	4/13/2023	CLARY SIGNS	30926	RECONCILED	4/30/2023		669.66
42825	184562	ACCOUNTS_PAYA BLE	4/13/2023	COLEMAN; JENNIFER	121078	OUTSTANDING			39.30
42830	184563	ACCOUNTS_PAYA BLE	4/13/2023	CONNOR ELECTRIC CO.	31230	RECONCILED	4/30/2023		903.32
42828	184564	ACCOUNTS_PAYA BLE	4/13/2023	DALTON; BRIAN	40055	RECONCILED	4/30/2023		379.25
42833	184565	ACCOUNTS_PAYA BLE	4/13/2023	DORN'S BUSINESS SOLUTIONS	40690	RECONCILED	4/30/2023		100.96
42795	184566	ACCOUNTS_PAYA BLE	4/13/2023	DUKE ENERGY	30760	RECONCILED	4/30/2023		2,921.77
42827	184567	ACCOUNTS_PAYA BLE	4/13/2023	ENSMAN; JENNIFER	806717	RECONCILED	4/30/2023		9.06
42836	184568	ACCOUNTS_PAYA BLE	4/13/2023	FOLEY- OBREBSKI, JEAN ANN	807431	RECONCILED	4/30/2023		30.00
42797	184569	ACCOUNTS_PAYA BLE	4/13/2023	FOLLETT CONTENT SOLUTIONS	809666	RECONCILED	4/30/2023		985.10
42793	184570	ACCOUNTS_PAYA BLE	4/13/2023	GAIL MCINNIS PRODUCTIONS, LLC	804884	RECONCILED	4/30/2023		4,365.00
42821	184571	ACCOUNTS_PAYA BLE	4/13/2023	GOT-SPECIAL KIDS	808742	RECONCILED	4/30/2023		99.90
42843	184572	ACCOUNTS_PAYA BLE	4/13/2023	GRADUATE SERVICE INC.	70520	RECONCILED	4/30/2023		33.00
42826	184573	ACCOUNTS_PAYA BLE	4/13/2023	GRAINGER	804685	RECONCILED	4/30/2023		53.70
42802	184574	ACCOUNTS_PAYA BLE	4/13/2023	GRALER; MARK	70530	RECONCILED	4/30/2023		85.46
42794	184575	ACCOUNTS_PAYA BLE	4/13/2023	GREENE; CASEY	190500	RECONCILED	4/30/2023		220.00
42822	184576	ACCOUNTS_PAYA BLE	4/13/2023	HAMILTON COUNTY ESC	80138	RECONCILED	4/30/2023		7,623.44
42813	184577	ACCOUNTS_PAYA BLE	4/13/2023	HAND2MIND INC.	50749	RECONCILED	4/30/2023		126.97
42831	184578	ACCOUNTS_PAYA BLE	4/13/2023	HEINEMANN	803761	RECONCILED	4/30/2023		119.00
42779	184579	ACCOUNTS_PAYA BLE	4/13/2023	HESTER; SARAH	807427	RECONCILED	4/30/2023		25.87
42781	184580	ACCOUNTS_PAYA BLE	4/13/2023	HOME DEPOT CREDIT SERVICES	80907	RECONCILED	4/30/2023		8.44
42835	184581	ACCOUNTS_PAYA	4/13/2023	HTG	807157	RECONCILED	4/30/2023		1,801.82

Start Date: 04/01/2023

End Date: 04/30/2023

LEBANON CITY SCHOOL DISTRICT

Disbursement Summary Report

Reference Number	Check Number	Type	Date	Name	Vendor #	Status	Reconcile Date	Void Date	Amount
42771	184582	BLE ACCOUNTS_PAYA	4/13/2023	INTERSTATE BILLING SERVICE INC	805667	RECONCILED	4/30/2023		\$ 2,252.81
42834	184583	BLE ACCOUNTS_PAYA	4/13/2023	JS LANGUAGES LLC	803721	RECONCILED	4/30/2023		555.00
42768	184584	BLE ACCOUNTS_PAYA	4/13/2023	KEY BEHAVIOR SERVICES LLC	809982	OUTSTANDING			4,534.97
42784	184585	BLE ACCOUNTS_PAYA	4/13/2023	KLOSTERMAN BAKING COMPANY	803558	RECONCILED	4/30/2023		309.33
42809	184586	BLE ACCOUNTS_PAYA	4/13/2023	KOCH REFRIGERATION CO.	110442	RECONCILED	4/30/2023		775.75
42824	184587	BLE ACCOUNTS_PAYA	4/13/2023	KRONOS SAASHR, INC.	810146	OUTSTANDING			18,486.97
42799	184588	BLE ACCOUNTS_PAYA	4/13/2023	MCHALE, ERYN	807451	RECONCILED	4/30/2023		48.54
42840	184589	BLE ACCOUNTS_PAYA	4/13/2023	MCHENRY; SHERI	130745	RECONCILED	4/30/2023		10.48
42805	184590	BLE ACCOUNTS_PAYA	4/13/2023	MINUTEMAN PRESS	131320	RECONCILED	4/30/2023		733.29
42807	184591	BLE ACCOUNTS_PAYA	4/13/2023	MUSSER EXCAVATING	801796	RECONCILED	4/30/2023		3,200.00
42790	184592	BLE ACCOUNTS_PAYA	4/13/2023	NYE; TARA	806488	RECONCILED	4/30/2023		87.12
42775	184593	BLE ACCOUNTS_PAYA	4/13/2023	O'REILLY AUTO PARTS	808521	RECONCILED	4/30/2023		25.98
42815	184594	BLE ACCOUNTS_PAYA	4/13/2023	OHIO CAT	808222	RECONCILED	4/30/2023		993.38
42841	184595	BLE ACCOUNTS_PAYA	4/13/2023	OHIO SCHOLAR TRANSPORT LLC	809952	RECONCILED	4/30/2023		28,428.75
42844	184596	BLE ACCOUNTS_PAYA	4/13/2023	OTC BRANDS INC.	150457	RECONCILED	4/30/2023		452.79
42801	184597	BLE ACCOUNTS_PAYA	4/13/2023	PALMER; LORI	160043	OUTSTANDING			36.80
42812	184598	BLE ACCOUNTS_PAYA	4/13/2023	PATRIOT TEAM DISTRIBUTING INC	804196	RECONCILED	4/30/2023		679.52
42804	184599	BLE ACCOUNTS_PAYA	4/13/2023	PETROCHOICE OHIO	804199	RECONCILED	4/30/2023		2,798.32
42800	184600	BLE ACCOUNTS_PAYA	4/13/2023	PHILLIPS SUPPLY CO.	160320	RECONCILED	4/30/2023		2,763.42
42806	184601	BLE ACCOUNTS_PAYA	4/13/2023	PRC TECHNOLOGY GROUP LLC	807187	RECONCILED	4/30/2023		21,775.00
42832	184602	BLE ACCOUNTS_PAYA	4/13/2023	PREMIER OCCUPATIONAL	808251	RECONCILED	4/30/2023		361.00

Start Date: 04/01/2023

End Date: 04/30/2023

LEBANON CITY SCHOOL DISTRICT

Disbursement Summary Report

Reference Number	Check Number	Type	Date	Name	Vendor #	Status	Reconcile Date	Void Date	Amount
42803	184603	ACCOUNTS_PAYA BLE	4/13/2023	HEALTH PRODIGY BUILDING SOLUTIONS LLC	809773	RECONCILED	4/30/2023		\$ 1,146,000.00
42786	184604	ACCOUNTS_PAYA BLE	4/13/2023	REITER DAIRY	809091	RECONCILED	4/30/2023		234.85
42796	184605	ACCOUNTS_PAYA BLE	4/13/2023	RUMPKE OF OHIO INC.	804873	RECONCILED	4/30/2023		410.57
42792	184606	ACCOUNTS_PAYA BLE	4/13/2023	S&S SCHOOL BUS SEATS AND PARTS	809582	RECONCILED	4/30/2023		521.30
42814	184607	ACCOUNTS_PAYA BLE	4/13/2023	SCHOOL HEALTH CORPORATION	190388	RECONCILED	4/30/2023		301.02
42769	184608	ACCOUNTS_PAYA BLE	4/13/2023	SCIENCE EDUCATION COUNCIL OF OHIO	810147	OUTSTANDING			30.00
42772	184609	ACCOUNTS_PAYA BLE	4/13/2023	SECURE TRANSPORTATIO N	807870	RECONCILED	4/30/2023		15,391.75
42780	184610	ACCOUNTS_PAYA BLE	4/13/2023	SUNRISE COOPERATIVE INC.	807482	RECONCILED	4/30/2023		137.43
42782	184611	ACCOUNTS_PAYA BLE	4/13/2023	SWOCA	21110	RECONCILED	4/30/2023		28,884.50
42785	184612	ACCOUNTS_PAYA BLE	4/13/2023	THE CITY OF LEBANON	30840	RECONCILED	4/30/2023		57,960.04
42838	184613	ACCOUNTS_PAYA BLE	4/13/2023	TOWNE PEST CONTROL	200392	RECONCILED	4/30/2023		300.00
42820	184614	ACCOUNTS_PAYA BLE	4/13/2023	TURPIN; LIBBY	611221	RECONCILED	4/30/2023		2,099.86
42777	184615	ACCOUNTS_PAYA BLE	4/13/2023	VERIZON WIRELESS	806436	RECONCILED	4/30/2023		1,700.16
42810	184616	ACCOUNTS_PAYA BLE	4/13/2023	VERTICAL SYSTEMS ELEVATOR	220162	RECONCILED	4/30/2023		212.00
42776	184617	ACCOUNTS_PAYA BLE	4/13/2023	W.R. HACKETT, INC.	804035	RECONCILED	4/30/2023		429.80
42819	184618	ACCOUNTS_PAYA BLE	4/13/2023	WARREN COUNTY	230194	RECONCILED	4/30/2023		64.00
42808	184619	ACCOUNTS_PAYA BLE	4/13/2023	WARREN COUNTY ESC	230196	RECONCILED	4/30/2023		1,538.37
42798	184620	ACCOUNTS_PAYA BLE	4/13/2023	WATTS CARE CPR LLC	810137	RECONCILED	4/30/2023		7,260.00
42837	184621	ACCOUNTS_PAYA BLE	4/13/2023	ZOLNIER; MELANIE	807920	OUTSTANDING			20.89
42845	184622	ACCOUNTS_PAYA BLE	4/13/2023	STAPLES BUSINESS	804156	RECONCILED	4/30/2023		3,250.78

Start Date: 04/01/2023

End Date: 04/30/2023

LEBANON CITY SCHOOL DISTRICT

Disbursement Summary Report

Reference Number	Check Number	Type	Date	Name	Vendor #	Status	Reconcile Date	Void Date	Amount
				ADVANTAGE					
42846	184623	ACCOUNTS_PAYA BLE	4/13/2023	LHS AFTER-PROM COMMITTEE	802013	RECONCILED	4/30/2023		\$ 5,000.00
42847	184624	ACCOUNTS_PAYA BLE	4/13/2023	LUCID DATA CORPORATION	121110	RECONCILED	4/30/2023		1,185.00
42908	184625	ACCOUNTS_PAYA BLE	4/20/2023	ALYSON THOMAS	810152	OUTSTANDING			14.00
42853	184626	ACCOUNTS_PAYA BLE	4/20/2023	AMAZON CAPITAL SERVICES	808695	OUTSTANDING			9,022.65
42883	184627	ACCOUNTS_PAYA BLE	4/20/2023	ARA G BEAL LLC	810011	RECONCILED	4/30/2023		1,800.00
42911	184628	ACCOUNTS_PAYA BLE	4/20/2023	ATTAINMENT COMPANY INC.	90020	RECONCILED	4/30/2023		290.85
42865	184629	ACCOUNTS_PAYA BLE	4/20/2023	AVID SIGNS PLUS LLC.	809483	RECONCILED	4/30/2023		535.00
42894	184630	ACCOUNTS_PAYA BLE	4/20/2023	BECKMAN ENVIRONMENTA L	20330	OUTSTANDING			133.10
42916	184631	ACCOUNTS_PAYA BLE	4/20/2023	BERGMAN, SAMANTHA	807517	RECONCILED	4/30/2023		500.00
42854	184632	ACCOUNTS_PAYA BLE	4/20/2023	BLICK ART MATERIALS	20520	RECONCILED	4/30/2023		930.65
42890	184633	ACCOUNTS_PAYA BLE	4/20/2023	BRICKER GRAYDON LLP	810148	OUTSTANDING			5,103.87
42918	184634	ACCOUNTS_PAYA BLE	4/20/2023	BROOKS; MARGARET JO	20992	RECONCILED	4/30/2023		238.68
42929	184635	ACCOUNTS_PAYA BLE	4/20/2023	BULK BOOKSTORE	808620	OUTSTANDING			372.04
42934	184636	ACCOUNTS_PAYA BLE	4/20/2023	BUSKIRK; ROBYN	610032	RECONCILED	4/30/2023		123.86
42907	184637	ACCOUNTS_PAYA BLE	4/20/2023	CAIN; AMY	809195	RECONCILED	4/30/2023		3.28
42874	184638	ACCOUNTS_PAYA BLE	4/20/2023	CAPITAL ONE	220900	RECONCILED	4/30/2023		609.24
42858	184639	ACCOUNTS_PAYA BLE	4/20/2023	CBTS	20563	RECONCILED	4/30/2023		33.55
42900	184640	ACCOUNTS_PAYA BLE	4/20/2023	CEDARVILLE UNIVERSITY	30293	RECONCILED	4/30/2023		696.61
42944	184641	ACCOUNTS_PAYA BLE	4/20/2023	CHAMBERLIN: PAULA	30470	RECONCILED	4/30/2023		32.75
42904	184642	ACCOUNTS_PAYA BLE	4/20/2023	CINCINNATI BELL	20566	RECONCILED	4/30/2023		457.62
42888	184643	ACCOUNTS_PAYA BLE	4/20/2023	CINCINNATI BELL	802718	RECONCILED	4/30/2023		973.11
42920	184644	ACCOUNTS_PAYA BLE	4/20/2023	CINCINNATI BELL	802604	RECONCILED	4/30/2023		453.66
42862	184645	ACCOUNTS_PAYA	4/20/2023	COCA COLA	807475	RECONCILED	4/30/2023		374.50

Start Date: 04/01/2023

End Date: 04/30/2023

LEBANON CITY SCHOOL DISTRICT

Disbursement Summary Report

Reference Number	Check Number	Type	Date	Name	Vendor #	Status	Reconcile Date	Void Date	Amount
42892	184646	BLE ACCOUNTS_PAYA	4/20/2023	BOTTLING CO. COMBS; AMY	31096	OUTSTANDING			\$ 53.93
42881	184647	BLE ACCOUNTS_PAYA	4/20/2023	DAYLIGHT PROM	810139	RECONCILED	4/30/2023		420.00
42872	184648	BLE ACCOUNTS_PAYA	4/20/2023	DELL MARKETING L.P.	40323	RECONCILED	4/30/2023		771.15
42914	184649	BLE ACCOUNTS_PAYA	4/20/2023	DEMCO INC.	40352	OUTSTANDING			791.89
42873	184650	BLE ACCOUNTS_PAYA	4/20/2023	DORN'S BUSINESS SOLUTIONS	40690	RECONCILED	4/30/2023		78.17
42896	184651	BLE ACCOUNTS_PAYA	4/20/2023	EAST MAIN PRODUCTIONS	808122	RECONCILED	4/30/2023		929.75
42877	184652	BLE ACCOUNTS_PAYA	4/20/2023	ENSMAN; JENNIFER	806717	RECONCILED	4/30/2023		125.19
42932	184653	BLE ACCOUNTS_PAYA	4/20/2023	ERVIN EDUCATIONAL CONSULTING	808558	OUTSTANDING			3,000.00
42871	184654	BLE ACCOUNTS_PAYA	4/20/2023	ESPECIAL NEEDS, LLC	803516	RECONCILED	4/30/2023		633.00
42895	184655	BLE ACCOUNTS_PAYA	4/20/2023	FIRST ADVANTAGE TAX	807093	RECONCILED	4/30/2023		480.00
42943	184656	BLE ACCOUNTS_PAYA	4/20/2023	FLINT; AMY	808116	RECONCILED	4/30/2023		26.20
42864	184657	BLE ACCOUNTS_PAYA	4/20/2023	FLOWERS FROM THE RAFTERS	807735	RECONCILED	4/30/2023		110.00
42938	184658	BLE ACCOUNTS_PAYA	4/20/2023	FOLLETT CONTENT SOLUTIONS	809666	RECONCILED	4/30/2023		2,097.24
42940	184659	BLE ACCOUNTS_PAYA	4/20/2023	FOLLETT SCHOOL SOLUTIONS, INC.	806331	RECONCILED	4/30/2023		2,803.07
42870	184660	BLE ACCOUNTS_PAYA	4/20/2023	FRED J. MILLER INC.	60580	RECONCILED	4/30/2023		3,420.00
42915	184661	BLE ACCOUNTS_PAYA	4/20/2023	FROST BROWN TODD LLC	803510	RECONCILED	4/30/2023		239.50
42863	184662	BLE ACCOUNTS_PAYA	4/20/2023	GORDON FOOD SERVICE	70449	RECONCILED	4/30/2023		25,471.69
42941	184663	BLE ACCOUNTS_PAYA	4/20/2023	HEATHER FRANKS	810054	OUTSTANDING			12.88
42880	184664	BLE ACCOUNTS_PAYA	4/20/2023	HEINEMANN	802687	RECONCILED	4/30/2023		33.00
42867	184665	BLE ACCOUNTS_PAYA	4/20/2023	HOME DEPOT CREDIT SERVICES	80907	OUTSTANDING			166.49
42861	184666	BLE ACCOUNTS_PAYA	4/20/2023	IMPACTDS CONSULTING	809257	RECONCILED	4/30/2023		3,100.00

Start Date: 04/01/2023

End Date: 04/30/2023

LEBANON CITY SCHOOL DISTRICT

Disbursement Summary Report

Reference Number	Check Number	Type	Date	Name	Vendor #	Status	Reconcile Date	Void Date	Amount
42884	184667	ACCOUNTS_PAYA BLE	4/20/2023	LLC INSTRUMENTALI ST AWARDS LLC	808612	OUTSTANDING			\$ 430.00
42850	184668	ACCOUNTS_PAYA BLE	4/20/2023	INTERSTATE BILLING SERVICE INC	805667	RECONCILED	4/30/2023		434.05
42856	184669	ACCOUNTS_PAYA BLE	4/20/2023	J.W. PEPPER & SON INC.	802092	RECONCILED	4/30/2023		56.00
42931	184670	ACCOUNTS_PAYA BLE	4/20/2023	JAMES NELSON	810112	RECONCILED	4/30/2023		500.00
42921	184671	ACCOUNTS_PAYA BLE	4/20/2023	JULIE EVERITT	810114	OUTSTANDING			16.50
42891	184672	ACCOUNTS_PAYA BLE	4/20/2023	KENDRICK, LORA	807395	RECONCILED	4/30/2023		153.16
42849	184673	ACCOUNTS_PAYA BLE	4/20/2023	KEY BEHAVIOR SERVICES LLC	809982	RECONCILED	4/30/2023		430.00
42857	184674	ACCOUNTS_PAYA BLE	4/20/2023	KLOSTERMAN BAKING COMPANY	803558	RECONCILED	4/30/2023		1,195.48
42922	184675	ACCOUNTS_PAYA BLE	4/20/2023	KROGER CO.	110545	RECONCILED	4/30/2023		685.54
42897	184676	ACCOUNTS_PAYA BLE	4/20/2023	LINEHAUL HEAVY DUTY LLC	805272	RECONCILED	4/30/2023		1,613.37
42942	184677	ACCOUNTS_PAYA BLE	4/20/2023	Lott; Rachel	809004	RECONCILED	4/30/2023		73.90
42899	184678	ACCOUNTS_PAYA BLE	4/20/2023	LOWE'S	121095	RECONCILED	4/30/2023		751.78
42866	184679	ACCOUNTS_PAYA BLE	4/20/2023	MANSFIELD OIL COMPANY	807959	RECONCILED	4/30/2023		25,479.29
42887	184680	ACCOUNTS_PAYA BLE	4/20/2023	MARK E SPAULDING	808794	RECONCILED	4/30/2023		39,411.44
42910	184681	ACCOUNTS_PAYA BLE	4/20/2023	MINUTEMAN PRESS	131320	RECONCILED	4/30/2023		167.14
42933	184682	ACCOUNTS_PAYA BLE	4/20/2023	MODERN LEASING	806608	OUTSTANDING			11,799.55
42917	184683	ACCOUNTS_PAYA BLE	4/20/2023	MODERN OFFICE METHODS	131480	RECONCILED	4/30/2023		559.00
42930	184684	ACCOUNTS_PAYA BLE	4/20/2023	MONTGOMERY COUNTY	131520	RECONCILED	4/30/2023		2,447.50
42909	184685	ACCOUNTS_PAYA BLE	4/20/2023	O'REILLY AUTO PARTS	808521	RECONCILED	4/30/2023		628.94
42913	184686	ACCOUNTS_PAYA BLE	4/20/2023	OFFICE DEPOT, INC.	150080	RECONCILED	4/30/2023		10.14
42878	184687	ACCOUNTS_PAYA BLE	4/20/2023	OHIO CAT	808222	RECONCILED	4/30/2023		63.26
42889	184688	ACCOUNTS_PAYA BLE	4/20/2023	PHILLIPS SUPPLY CO.	160320	RECONCILED	4/30/2023		4,156.47
42926	184689	ACCOUNTS_PAYA	4/20/2023	PRC	807187	RECONCILED	4/30/2023		35,250.00

Start Date: 04/01/2023

End Date: 04/30/2023

LEBANON CITY SCHOOL DISTRICT

Disbursement Summary Report

Reference Number	Check Number	Type	Date	Name	Vendor #	Status	Reconcile Date	Void Date	Amount
		BLE		TECHNOLOGY GROUP LLC					
42925	184690	ACCOUNTS_PAYA	4/20/2023	PRIEST;	160659	OUTSTANDING			\$ 12.25
		BLE		KATHLEEN					
42905	184691	ACCOUNTS_PAYA	4/20/2023	PURE WATER	809135	OUTSTANDING			4,120.00
		BLE		PARTNERS					
42879	184692	ACCOUNTS_PAYA	4/20/2023	REITER DAIRY	809091	RECONCILED	4/30/2023		2,536.79
		BLE							
42906	184693	ACCOUNTS_PAYA	4/20/2023	RENAISSANCE COLUMBUS WESTERVILLE-POLARIS HOTEL	810154	VOID		4/26/2023	338.00
		BLE							
42903	184694	ACCOUNTS_PAYA	4/20/2023	ROBBINS;	809755	RECONCILED	4/30/2023		96.41
		BLE		KIMBERLY					
42868	184695	ACCOUNTS_PAYA	4/20/2023	ROSE; SYDNEY	809972	RECONCILED	4/30/2023		176.22
		BLE							
42939	184696	ACCOUNTS_PAYA	4/20/2023	ROTELLO;	804961	RECONCILED	4/30/2023		29.48
		BLE		ALISHA					
42855	184697	ACCOUNTS_PAYA	4/20/2023	RUMPKE OF OHIO INC.	804873	RECONCILED	4/30/2023		455.73
		BLE							
42919	184698	ACCOUNTS_PAYA	4/20/2023	SCHOOL HEALTH CORPORATION	190388	RECONCILED	4/30/2023		345.24
		BLE							
42882	184699	ACCOUNTS_PAYA	4/20/2023	SCRIP-SAFE HOLDINGS LLC	801882	OUTSTANDING			300.00
		BLE							
42898	184700	ACCOUNTS_PAYA	4/20/2023	SIVARAMAN LAW, PC	810013	RECONCILED	4/30/2023		645.00
		BLE							
42876	184701	ACCOUNTS_PAYA	4/20/2023	SOUTHWEST OHIO COUNCIL	808737	RECONCILED	4/30/2023		6,740.60
		BLE							
42901	184702	ACCOUNTS_PAYA	4/20/2023	STANTON'S SHEET MUSIC	191611	RECONCILED	4/30/2023		263.03
		BLE							
42935	184703	ACCOUNTS_PAYA	4/20/2023	STAPLES BUSINESS ADVANTAGE	804156	RECONCILED	4/30/2023		21.30
		BLE							
42937	184704	ACCOUNTS_PAYA	4/20/2023	STERLING PAPER COMPANY	191837	RECONCILED	4/30/2023		2,145.00
		BLE							
42928	184705	ACCOUNTS_PAYA	4/20/2023	STEVENS;	191838	OUTSTANDING			14.98
		BLE		KIMBERLY					
42885	184706	ACCOUNTS_PAYA	4/20/2023	SUNRISE COOPERATIVE INC.	807482	RECONCILED	4/30/2023		664.45
		BLE							
42859	184707	ACCOUNTS_PAYA	4/20/2023	SWOCA	21110	RECONCILED	4/30/2023		54,504.52
		BLE							
42923	184708	ACCOUNTS_PAYA	4/20/2023	TEACHER DIRECT	807245	OUTSTANDING			47.52
		BLE							
42912	184709	ACCOUNTS_PAYA	4/20/2023	THE CITY OF LEBANON	30841	RECONCILED	4/30/2023		25,267.51
		BLE							
42886	184710	ACCOUNTS_PAYA	4/20/2023	THE LIBRARY STORE, INC.	120750	RECONCILED	4/30/2023		1,983.70
		BLE							

Start Date: 04/01/2023

End Date: 04/30/2023

LEBANON CITY SCHOOL DISTRICT

Disbursement Summary Report

Reference Number	Check Number	Type	Date	Name	Vendor #	Status	Reconcile Date	Void Date	Amount
42936	184711	ACCOUNTS_PAYA BLE	4/20/2023	TIBBS; PAT	200210	RECONCILED	4/30/2023		\$ 107.29
42902	184712	ACCOUNTS_PAYA BLE	4/20/2023	TOWNE PEST CONTROL	200392	OUTSTANDING			375.00
42860	184713	ACCOUNTS_PAYA BLE	4/20/2023	TRISCARI; ZACK A.	809113	OUTSTANDING			225.00
42924	184714	ACCOUNTS_PAYA BLE	4/20/2023	VAUGHN; KATHY	220115	RECONCILED	4/30/2023		37.70
42869	184715	ACCOUNTS_PAYA BLE	4/20/2023	W.R. HACKETT, INC.	804035	RECONCILED	4/30/2023		2,371.77
42893	184716	ACCOUNTS_PAYA BLE	4/20/2023	WARREN COUNTY CAREER CENTER	230190	OUTSTANDING			135.25
42852	184717	ACCOUNTS_PAYA BLE	4/20/2023	WARREN COUNTY ESC	230196	RECONCILED	4/30/2023		315,446.83
42875	184718	ACCOUNTS_PAYA BLE	4/20/2023	WEISSMAN; ELIZABETH	809968	OUTSTANDING			48.89
42851	184719	ACCOUNTS_PAYA BLE	4/20/2023	WHITNEY; RHONDA	805975	OUTSTANDING			22.01
42945	184720	ACCOUNTS_PAYA BLE	4/20/2023	CHANGEPOINT LEARNING LLC	807721	RECONCILED	4/30/2023		0.00
42946	184721	ACCOUNTS_PAYA BLE	4/20/2023	NEW PRECISION TECHNOLOGY LLC	809948	RECONCILED	4/30/2023		0.00
42954	184722	ACCOUNTS_PAYA BLE	4/21/2023	AMAZON CAPITAL SERVICES	808695	OUTSTANDING			0.06
42947	184723	ACCOUNTS_PAYA BLE	4/21/2023	BARNES & NOBLE, INC.	802957	RECONCILED	4/30/2023		239.40
42960	184724	ACCOUNTS_PAYA BLE	4/21/2023	BUSKIRK; ROBYN	610032	RECONCILED	4/30/2023		79.01
42952	184725	ACCOUNTS_PAYA BLE	4/21/2023	FRANK; ANNA	806490	RECONCILED	4/30/2023		38.00
42950	184726	ACCOUNTS_PAYA BLE	4/21/2023	GREAT WOLF LODGE	809644	OUTSTANDING			41,230.75
42949	184727	ACCOUNTS_PAYA BLE	4/21/2023	J.W. PEPPER & SON INC.	802092	RECONCILED	4/30/2023		608.99
42958	184728	ACCOUNTS_PAYA BLE	4/21/2023	KEY BEHAVIOR SERVICES LLC	809982	RECONCILED	4/30/2023		4,065.82
42957	184729	ACCOUNTS_PAYA BLE	4/21/2023	MARK E SPAULDING	808794	RECONCILED	4/30/2023		23,487.45
42953	184730	ACCOUNTS_PAYA BLE	4/21/2023	PALMER; LORI	160043	OUTSTANDING			5.86
42951	184731	ACCOUNTS_PAYA BLE	4/21/2023	PRIEST; KATHLEEN	160659	OUTSTANDING			35.96
42955	184732	ACCOUNTS_PAYA BLE	4/21/2023	SPENCE: ANNA MARATOS	676001	OUTSTANDING			45.85
42956	184733	ACCOUNTS_PAYA	4/21/2023	STERLING PAPER	191837	RECONCILED	4/30/2023		5,148.00

Start Date: 04/01/2023

End Date: 04/30/2023

LEBANON CITY SCHOOL DISTRICT

Disbursement Summary Report

Reference Number	Check Number	Type	Date	Name	Vendor #	Status	Reconcile Date	Void Date	Amount
42948	184734	BLE ACCOUNTS_PAYA	4/21/2023	COMPANY UMALI; ALFREDO	808340	RECONCILED	4/30/2023		\$ 24.76
42959	184735	BLE ACCOUNTS_PAYA	4/21/2023	WARREN COUNTY ESC	230196	RECONCILED	4/30/2023		36,954.32
42962	184736	BLE ACCOUNTS_PAYA	4/20/2023	LCSO PAYROLL/MEDICA RE	901041	RECONCILED	4/30/2023		21,952.29
42963	184737	BLE ACCOUNTS_PAYA	4/5/2023	LCSO PAYROLL/MEDICA RE	901041	RECONCILED	4/30/2023		22,605.64
42966	184738	BLE ACCOUNTS_PAYA	4/21/2023	STATE TEACHERS RETIREMENT SYS	901022	RECONCILED	4/30/2023		169,178.00
42967	184739	BLE ACCOUNTS_PAYA	4/21/2023	SCHOOL EMPLOYEES RETIREMENT	901030	RECONCILED	4/30/2023		61,167.00
42961	184740	PAYROLL	4/20/2023	LEBANON CITY SCHOOL DISTRICT		RECONCILED	4/30/2023		1,618,446.43
42965	184741	BLE ACCOUNTS_PAYA	4/7/2023	STATE TEACHERS RETIREMENT SYS	901022	RECONCILED	4/30/2023		169,178.00
42964	184742	BLE ACCOUNTS_PAYA	4/7/2023	SCHOOL EMPLOYEES RETIREMENT	901030	VOID		4/26/2023	69,167.00
42968	184743	BLE ACCOUNTS_PAYA	4/20/2023	METLIFE	900008	RECONCILED	4/30/2023		36,458.01
42969	184744	BLE ACCOUNTS_PAYA	4/20/2023	SWOOSH Insurance Consortium	900005	RECONCILED	4/30/2023		710,561.21
42970	184745	BLE ACCOUNTS_PAYA	4/20/2023	RELIASTAR LIFE INSURANCE CO.	905715	RECONCILED	4/30/2023		2,194.00
42971	184746	BLE ACCOUNTS_PAYA	4/26/2023	WESTAR HOTEL PARTNERS LLC	810154	OUTSTANDING			338.00
42972	184747	BLE ACCOUNTS_PAYA	4/7/2023	SCHOOL EMPLOYEES RETIREMENT	901030	RECONCILED	4/30/2023		61,167.00
42848	184748	PAYROLL	4/5/2023	LEBANON CITY SCHOOL DISTRICT		RECONCILED	4/30/2023		1,664,236.36
42973	184749	BLE ACCOUNTS_PAYA	4/7/2023	WARREN COUNTY ESC	901055	RECONCILED	4/30/2023		1,381.03
42974	184750	BLE ACCOUNTS_PAYA	4/7/2023	TUITION	901090	RECONCILED	4/30/2023		105,313.36
42975	184751	BLE ACCOUNTS_PAYA	4/21/2023	WARREN COUNTY ESC	901055	RECONCILED	4/30/2023		1,381.04
42976	184752	BLE ACCOUNTS_PAYA	4/21/2023	TUITION	901090	RECONCILED	4/30/2023		110,007.68
43037	184753	BLE ACCOUNTS_PAYA	4/27/2023	ABECEDARIAN ABC LLC	808508	OUTSTANDING			109.60

Start Date: 04/01/2023

End Date: 04/30/2023

LEBANON CITY SCHOOL DISTRICT

Disbursement Summary Report

Reference Number	Check Number	Type	Date	Name	Vendor #	Status	Reconcile Date	Void Date	Amount
43004	184754	ACCOUNTS_PAYA BLE	4/27/2023	Ace Hardware W.C.	802545	OUTSTANDING			\$ 38.90
42981	184755	ACCOUNTS_PAYA BLE	4/27/2023	ADKINS, ASHTON	807854	OUTSTANDING			405.00
43019	184756	ACCOUNTS_PAYA BLE	4/27/2023	AFFORDABLE LANGUAGE SERVICES	809194	OUTSTANDING			209.60
43001	184757	ACCOUNTS_PAYA BLE	4/27/2023	ALCOR SUPPLY COMPANY	809425	OUTSTANDING			1,675.00
42995	184758	ACCOUNTS_PAYA BLE	4/27/2023	AMAZON CAPITAL SERVICES	808695	OUTSTANDING			7,407.59
43025	184759	ACCOUNTS_PAYA BLE	4/27/2023	AMERICAN AED LLC	810055	OUTSTANDING			150.00
43005	184760	ACCOUNTS_PAYA BLE	4/27/2023	ANGIE CAMPBELL	810155	VOID		5/2/2023	239.00
43003	184761	ACCOUNTS_PAYA BLE	4/27/2023	APPLE INC.	10920	OUTSTANDING			2,205.00
43032	184762	ACCOUNTS_PAYA BLE	4/27/2023	AREA PROGRESS COUNCIL	160735	OUTSTANDING			300.00
43000	184763	ACCOUNTS_PAYA BLE	4/27/2023	AUER, CAMERON	807435	OUTSTANDING			850.00
43056	184764	ACCOUNTS_PAYA BLE	4/27/2023	AVANT ASSESSMENT LLC	808813	OUTSTANDING			2,985.00
43028	184765	ACCOUNTS_PAYA BLE	4/27/2023	AWARDS OF EXCELLENCE	804212	OUTSTANDING			108.00
43065	184766	ACCOUNTS_PAYA BLE	4/27/2023	BIGGS; TREASA	809809	OUTSTANDING			25.00
43021	184767	ACCOUNTS_PAYA BLE	4/27/2023	BLICK ART MATERIALS	20520	OUTSTANDING			69.20
43072	184768	ACCOUNTS_PAYA BLE	4/27/2023	BORGMAN ATHLETICS GROUP, LLC	807367	OUTSTANDING			2,200.00
42992	184769	ACCOUNTS_PAYA BLE	4/27/2023	BSN SPORTS , LLC	20920	OUTSTANDING			1,013.99
43002	184770	ACCOUNTS_PAYA BLE	4/27/2023	BUTLER CO. ESC	804648	OUTSTANDING			260.00
43057	184771	ACCOUNTS_PAYA BLE	4/27/2023	BUTLER; SCOTT	21137	RECONCILED	4/30/2023		116.00
43009	184772	ACCOUNTS_PAYA BLE	4/27/2023	CAPITAL ONE	220900	OUTSTANDING			272.27
42986	184773	ACCOUNTS_PAYA BLE	4/27/2023	CDW GOVERNMENT INC.	30015	OUTSTANDING			1,446.01
42999	184774	ACCOUNTS_PAYA BLE	4/27/2023	CINTAS	30810	OUTSTANDING			417.80
43008	184775	ACCOUNTS_PAYA	4/27/2023	CLARY SIGNS	30926	OUTSTANDING			3,589.72

Start Date: 04/01/2023

End Date: 04/30/2023

LEBANON CITY SCHOOL DISTRICT

Disbursement Summary Report

Reference Number	Check Number	Type	Date	Name	Vendor #	Status	Reconcile Date	Void Date	Amount
		BLE							
42993	184776	ACCOUNTS_PAYA	4/27/2023	COCA COLA	807475	OUTSTANDING			\$ 1,260.60
		BLE		BOTTLING CO.					
43064	184777	ACCOUNTS_PAYA	4/27/2023	COMBS; AMY	31096	OUTSTANDING			39.99
		BLE							
43010	184778	ACCOUNTS_PAYA	4/27/2023	CONNOR	31230	OUTSTANDING			994.84
		BLE		ELECTRIC CO.					
42997	184779	ACCOUNTS_PAYA	4/27/2023	CREECH'S	31579	OUTSTANDING			3,545.00
		BLE							
43062	184780	ACCOUNTS_PAYA	4/27/2023	DANIEL OLEFSKY	810131	OUTSTANDING			100.00
		BLE							
43070	184781	ACCOUNTS_PAYA	4/27/2023	DELL	40323	OUTSTANDING			196.40
		BLE		MARKETING L.P.					
43033	184782	ACCOUNTS_PAYA	4/27/2023	DORN'S	40690	OUTSTANDING			43.00
		BLE		BUSINESS					
				SOLUTIONS					
42987	184783	ACCOUNTS_PAYA	4/27/2023	DUKE ENERGY	30760	OUTSTANDING			3,157.18
		BLE							
43006	184784	ACCOUNTS_PAYA	4/27/2023	ELLIOTT:	50568	OUTSTANDING			49.94
		BLE		SHANNON					
43049	184785	ACCOUNTS_PAYA	4/27/2023	ERVIN; KAREN	809630	OUTSTANDING			346.00
		BLE							
42982	184786	ACCOUNTS_PAYA	4/27/2023	FAIRFIELD CITY	60020	OUTSTANDING			366.25
		BLE		SCHOOL					
				DISTRICT					
43018	184787	ACCOUNTS_PAYA	4/27/2023	FOLLETT	809666	OUTSTANDING			5,456.03
		BLE		CONTENT					
				SOLUTIONS					
42989	184788	ACCOUNTS_PAYA	4/27/2023	FORNSHELL:	801905	OUTSTANDING			60.00
		BLE		TINA					
42994	184789	ACCOUNTS_PAYA	4/27/2023	GOPHER SPORT	70430	OUTSTANDING			1,837.90
		BLE		& STEM					
				SUPPLIES					
43055	184790	ACCOUNTS_PAYA	4/27/2023	GORDON; BRET	805691	OUTSTANDING			90.00
		BLE							
43038	184791	ACCOUNTS_PAYA	4/27/2023	HAPPY NUMBERS	808004	OUTSTANDING			2,900.00
		BLE		INC.					
43069	184792	ACCOUNTS_PAYA	4/27/2023	HEATHER	810054	OUTSTANDING			149.00
		BLE		FRANKS					
43053	184793	ACCOUNTS_PAYA	4/27/2023	HERSHEY	804945	OUTSTANDING			843.03
		BLE		CREAMERY					
				COMPANY					
43041	184794	ACCOUNTS_PAYA	4/27/2023	HOME DEPOT	80907	OUTSTANDING			182.37
		BLE		CREDIT					
				SERVICES					
43014	184795	ACCOUNTS_PAYA	4/27/2023	INSTITUTE FOR	807144	OUTSTANDING			1,806.34
		BLE		MULTI-SENSORY					
42985	184796	ACCOUNTS_PAYA	4/27/2023	INTERSTATE	805667	OUTSTANDING			2,024.02

Start Date: 04/01/2023

End Date: 04/30/2023

LEBANON CITY SCHOOL DISTRICT

Disbursement Summary Report

Reference Number	Check Number	Type	Date	Name	Vendor #	Status	Reconcile Date	Void Date	Amount
		BLE		BILLING SERVICE INC					
43047	184797	ACCOUNTS_PAYA	4/27/2023	KELVIN LP	804073	OUTSTANDING			\$ 59.75
		BLE							
43046	184798	ACCOUNTS_PAYA	4/27/2023	KENDRICK, LORA	807395	OUTSTANDING			295.75
		BLE							
42998	184799	ACCOUNTS_PAYA	4/27/2023	KENWOOD DEALER GROUP	30530	OUTSTANDING			20.54
		BLE							
43045	184800	ACCOUNTS_PAYA	4/27/2023	KEY BEHAVIOR SERVICES LLC	809982	OUTSTANDING			2,402.49
		BLE							
42988	184801	ACCOUNTS_PAYA	4/27/2023	KLOSTERMAN BAKING COMPANY	803558	OUTSTANDING			473.71
		BLE							
43050	184802	ACCOUNTS_PAYA	4/27/2023	KOCH REFRIGERATION CO.	110442	OUTSTANDING			177.00
		BLE							
42977	184803	ACCOUNTS_PAYA	4/27/2023	KROGER CO.	110545	OUTSTANDING			968.51
		BLE							
43030	184804	ACCOUNTS_PAYA	4/27/2023	LEBANON CITY SCHOOLS	800560	RECONCILED	4/30/2023		79.14
		BLE							
43027	184805	ACCOUNTS_PAYA	4/27/2023	LEBANON LAROSA'S	120178	OUTSTANDING			1,065.63
		BLE							
43011	184806	ACCOUNTS_PAYA	4/27/2023	LINEHAUL HEAVY DUTY LLC	805272	OUTSTANDING			1,128.52
		BLE							
43054	184807	ACCOUNTS_PAYA	4/27/2023	LOVELAND MIDDLE SCHOOL	807232	OUTSTANDING			350.00
		BLE							
43023	184808	ACCOUNTS_PAYA	4/27/2023	LOWE'S	121095	OUTSTANDING			337.05
		BLE							
43059	184809	ACCOUNTS_PAYA	4/27/2023	MIAMI VALLEY POWER EQUIPMENT	808823	OUTSTANDING			289.99
		BLE							
43007	184810	ACCOUNTS_PAYA	4/27/2023	MOBYMAX EDUCATION LLC	806709	OUTSTANDING			3,036.00
		BLE							
43071	184811	ACCOUNTS_PAYA	4/27/2023	MONROE LOCAL SCHOOL DISTRICT	131517	OUTSTANDING			250.00
		BLE							
43060	184812	ACCOUNTS_PAYA	4/27/2023	MONTGOMERY COUNTY	131520	OUTSTANDING			6,741.00
		BLE							
43026	184813	ACCOUNTS_PAYA	4/27/2023	NORTHMONT CITY SCHOOL DISTRICT	140460	OUTSTANDING			220.00
		BLE							
43022	184814	ACCOUNTS_PAYA	4/27/2023	O'REILLY AUTO PARTS	808521	OUTSTANDING			209.83
		BLE							
43017	184815	ACCOUNTS_PAYA	4/27/2023	OAPT/OHIO ASSOCIATION FOR	804577	OUTSTANDING			329.00
		BLE							
42978	184816	ACCOUNTS_PAYA	4/27/2023	OHIO CAT	808222	OUTSTANDING			1,436.92
		BLE							

Start Date: 04/01/2023

End Date: 04/30/2023

LEBANON CITY SCHOOL DISTRICT

Disbursement Summary Report

Reference Number	Check Number	Type	Date	Name	Vendor #	Status	Reconcile Date	Void Date	Amount
42984	184817	ACCOUNTS_PAYA BLE	4/27/2023	PARTYDREAMS LEBANON	810140	OUTSTANDING			\$ 340.00
43061	184818	ACCOUNTS_PAYA BLE	4/27/2023	PATRIOT TEAM DISTRIBUTING INC	804196	OUTSTANDING			204.22
43048	184819	ACCOUNTS_PAYA BLE	4/27/2023	PHILLIPS SUPPLY CO.	160320	OUTSTANDING			144.13
42996	184820	ACCOUNTS_PAYA BLE	4/27/2023	ROSE; SYDNEY	809972	OUTSTANDING			25.00
43042	184821	ACCOUNTS_PAYA BLE	4/27/2023	RUMPKE OF OHIO INC.	804873	OUTSTANDING			528.00
43015	184822	ACCOUNTS_PAYA BLE	4/27/2023	RYDALCH; JANIS	180840	OUTSTANDING			61.56
43029	184823	ACCOUNTS_PAYA BLE	4/27/2023	S&S SCHOOL BUS SEATS AND PARTS	809582	OUTSTANDING			1,576.70
43039	184824	ACCOUNTS_PAYA BLE	4/27/2023	SAFETY-KLEEN SYSTEMS INC.	804198	OUTSTANDING			391.94
43040	184825	ACCOUNTS_PAYA BLE	4/27/2023	SCHOOL HEALTH CORPORATION	190388	OUTSTANDING			969.09
43063	184826	ACCOUNTS_PAYA BLE	4/27/2023	SCOTT'S AWARDS, INC.	804910	OUTSTANDING			1,451.74
42991	184827	ACCOUNTS_PAYA BLE	4/27/2023	SECURE TRANSPORTATIO N	807870	OUTSTANDING			2,868.75
43051	184828	ACCOUNTS_PAYA BLE	4/27/2023	SHIFFLER EQUIPMENT SALES INC	190916	OUTSTANDING			171.08
43036	184829	ACCOUNTS_PAYA BLE	4/27/2023	SINCLAIR COMMUNITY COLLEGE	520791	OUTSTANDING			11,203.99
42979	184830	ACCOUNTS_PAYA BLE	4/27/2023	SOUTHWEST OHIO COUNCIL	808737	OUTSTANDING			3,626.53
43024	184831	ACCOUNTS_PAYA BLE	4/27/2023	STANTON'S SHEET MUSIC	191611	OUTSTANDING			273.68
43044	184832	ACCOUNTS_PAYA BLE	4/27/2023	STAPLES BUSINESS ADVANTAGE	804156	OUTSTANDING			933.45
43067	184833	ACCOUNTS_PAYA BLE	4/27/2023	STIGLER SUPPLY CO.	191859	OUTSTANDING			252.12
43012	184834	ACCOUNTS_PAYA BLE	4/27/2023	SUNRISE COOPERATIVE INC.	807482	OUTSTANDING			692.85
43016	184835	ACCOUNTS_PAYA BLE	4/27/2023	SWOCA	21110	OUTSTANDING			31,431.75
43066	184836	ACCOUNTS_PAYA BLE	4/27/2023	SYCAMORE COMMUNITY SCHOOLS	192239	OUTSTANDING			400.00
42983	184837	ACCOUNTS_PAYA	4/27/2023	THE LIBRARY	120750	OUTSTANDING			878.39

Start Date: 04/01/2023

End Date: 04/30/2023

LEBANON CITY SCHOOL DISTRICT

Disbursement Summary Report

Reference Number	Check Number	Type	Date	Name	Vendor #	Status	Reconcile Date	Void Date	Amount
		BLE		STORE, INC.					
42980	184838	ACCOUNTS_PAYA	4/27/2023	THE LOCKER ROOM	809440	OUTSTANDING			\$ 500.00
43068	184839	ACCOUNTS_PAYA	4/27/2023	TIPTON, PAT	805323	OUTSTANDING			12.45
43031	184840	ACCOUNTS_PAYA	4/27/2023	TURPIN; LIBBY	611221	OUTSTANDING			159.46
43058	184841	ACCOUNTS_PAYA	4/27/2023	U.S. BANK	50555	OUTSTANDING			3,204.13
43035	184842	ACCOUNTS_PAYA	4/27/2023	UNIVERSAL ENVIRONMENTAL	808916	OUTSTANDING			100.00
43020	184843	ACCOUNTS_PAYA	4/27/2023	W.C. STOREY & SON INC	220962	OUTSTANDING			166.95
43013	184844	ACCOUNTS_PAYA	4/27/2023	W.R. HACKETT, INC.	804035	OUTSTANDING			1,788.77
43043	184845	ACCOUNTS_PAYA	4/27/2023	WAINSCOTT; MELISSA	191807	OUTSTANDING			60.00
43052	184846	ACCOUNTS_PAYA	4/27/2023	WALMART VISION CENTER	805457	OUTSTANDING			57.00
43034	184847	ACCOUNTS_PAYA	4/27/2023	WARREN COUNTY ESC	230196	OUTSTANDING			8,362.44
42990	184848	ACCOUNTS_PAYA	4/27/2023	WEISSMAN; ELIZABETH	809968	OUTSTANDING			20.93
43073	184849	ACCOUNTS_PAYA	4/27/2023	ASHLEE FENCE ENTERPRISES, INC.	11089	OUTSTANDING			3,050.38
42927	184850	ACCOUNTS_PAYA	4/20/2023	LEBANON CITY SCHOOLS	901040	RECONCILED	4/30/2023		348.42
43074	184851	ACCOUNTS_PAYA	4/14/2023	WARREN COUNTY AUDITOR	901050	RECONCILED	4/30/2023		272,030.24
43075	184852	ACCOUNTS_PAYA	4/5/2023	SCHOOL EMPLOYEES RETIREMENT	901030	RECONCILED	4/30/2023		2,046.09
43076	184853	ACCOUNTS_PAYA	4/5/2023	STATE TEACHERS RETIREMENT SYS	901022	RECONCILED	4/30/2023		13,800.43
43077	184854	ACCOUNTS_PAYA	4/20/2023	SCHOOL EMPLOYEES RETIREMENT	901030	RECONCILED	4/30/2023		2,046.09
43078	184855	ACCOUNTS_PAYA	4/20/2023	STATE TEACHERS RETIREMENT SYS	901022	RECONCILED	4/30/2023		13,800.43
43079	184856	ACCOUNTS_PAYA	4/17/2023	EZ-Pay	901023	RECONCILED	4/30/2023		229.50
43080	184857	ACCOUNTS_PAYA	4/30/2023	LEBANON CITIZENS	901035	RECONCILED	4/30/2023		324.60
43099	184858	ACCOUNTS_PAYA	4/27/2023	LEBANON CITY SCHOOLS	901040	RECONCILED	4/30/2023		18.47

Start Date: 04/01/2023

End Date: 04/30/2023

LEBANON CITY SCHOOL DISTRICT

Disbursement Summary Report

Reference Number	Check Number	Type	Date	Name	Vendor #	Status	Reconcile Date	Void Date	Amount
43098	184859	ACCOUNTS_PAYA BLE	4/26/2023	LEBANON CITY SCHOOLS	901040	RECONCILED	4/30/2023		\$ 261.68
43097	184860	ACCOUNTS_PAYA BLE	4/25/2023	LEBANON CITY SCHOOLS	901040	RECONCILED	4/30/2023		283.36
43096	184861	ACCOUNTS_PAYA BLE	4/22/2023	LEBANON CITY SCHOOLS	901040	RECONCILED	4/30/2023		122.16
43095	184862	ACCOUNTS_PAYA BLE	4/21/2023	LEBANON CITY SCHOOLS	901040	RECONCILED	4/30/2023		55.67
43094	184863	ACCOUNTS_PAYA BLE	4/20/2023	LEBANON CITY SCHOOLS	901040	RECONCILED	4/30/2023		167.44
43093	184864	ACCOUNTS_PAYA BLE	4/19/2023	LEBANON CITY SCHOOLS	901040	RECONCILED	4/30/2023		224.34
43092	184865	ACCOUNTS_PAYA BLE	4/18/2023	LEBANON CITY SCHOOLS	901040	RECONCILED	4/30/2023		29.16
43091	184866	ACCOUNTS_PAYA BLE	4/17/2023	LEBANON CITY SCHOOLS	901040	RECONCILED	4/30/2023		92.34
43090	184867	ACCOUNTS_PAYA BLE	4/14/2023	LEBANON CITY SCHOOLS	901040	RECONCILED	4/30/2023		123.72
43089	184868	ACCOUNTS_PAYA BLE	4/13/2023	LEBANON CITY SCHOOLS	901040	RECONCILED	4/30/2023		226.63
43088	184869	ACCOUNTS_PAYA BLE	4/12/2023	LEBANON CITY SCHOOLS	901040	RECONCILED	4/30/2023		104.12
43087	184870	ACCOUNTS_PAYA BLE	4/11/2023	LEBANON CITY SCHOOLS	901040	RECONCILED	4/30/2023		110.54
43086	184871	ACCOUNTS_PAYA BLE	4/10/2023	LEBANON CITY SCHOOLS	901040	RECONCILED	4/30/2023		62.41
43085	184872	ACCOUNTS_PAYA BLE	4/7/2023	LEBANON CITY SCHOOLS	901040	RECONCILED	4/30/2023		39.04
43084	184873	ACCOUNTS_PAYA BLE	4/6/2023	LEBANON CITY SCHOOLS	901040	RECONCILED	4/30/2023		56.70
43083	184874	ACCOUNTS_PAYA BLE	4/5/2023	LEBANON CITY SCHOOLS	901040	RECONCILED	4/30/2023		210.69
43082	184875	ACCOUNTS_PAYA BLE	4/4/2023	LEBANON CITY SCHOOLS	901040	RECONCILED	4/30/2023		81.49
43081	184876	ACCOUNTS_PAYA BLE	4/3/2023	LEBANON CITY SCHOOLS	901040	RECONCILED	4/30/2023		24.42
43100	184877	ACCOUNTS_PAYA BLE	4/24/2023	WARREN COUNTY AUDITOR	901050	RECONCILED	4/30/2023		604.22
43101	184878	ACCOUNTS_PAYA BLE	4/30/2023	LEBANON CITY SCHOOLS	901040	RECONCILED	4/30/2023		481.21
43102	184879	ACCOUNTS_PAYA BLE	4/30/2023	Robert W. Baird and Co.	901021	RECONCILED	4/30/2023		281.07
Grand Total									\$ 7,895,952.92

**Lebanon City School District
Bank Reconciliation
April 30, 2023**

BANK ACCOUNTS

LCNB - OPERATING ACCOUNT	\$16,011,393.92
CHANGE FUNDS	\$60.00
ARBITER PAY START UP DEPOSIT	\$60,541.00

INVESTMENT ACCOUNTS

STAR OHIO - GENERAL (33648)	\$8,597,702.81
STAR OHIO - BOND RETIREMENT (33540)	\$136,244.61
STAR OHIO - CAPITAL PROJECTS (34814)	\$531,461.48
STAR OHIO - EXPENDABLE TRUST SCHOLARSHIPS (68988)	\$172,453.37
STAR OHIO - NONEXPENDABLE TRUST SCHOLARSHIPS (68979)	\$127,782.58
STAR OHIO - CONSTRUCTION RETAINAGE (76921)	\$6,583.47
RED TREE INVESTMENT FUND	\$2,300,153.05
HUNTINGTON MONEY MARKET - 1041007845	\$4,404,679.77
HUNTINGTON MONEY MARKET - 1041010751	\$101,174.99
HUNTINGTON - 0242	\$1,141,601.31
HUNTINGTON - MONEY MARKET GENERAL ACCOUNT (HCS021663) (NetXInvestor)	\$20,892.73
HUNTINGTON - HCS 020095 (NetXInvestor)	\$687.21
HUNTINGTON - HCS 020103 (NetXInvestor)	\$17,756,693.85

TOTAL \$51,370,106.15

OUTSTANDING CHECKS

O/S CHECKS - LCNB OPERATING	(\$298,849.38)
-----------------------------	----------------

BANK ADJUSTMENTS

LCNB PAYROLL BANK ACCT - INTEREST TO BE TRANSFERRED TO OPERATING ACCT	3.67
---	------

DEPOSITS IN TRANSIT

Account Analysis Charge from Payroll (April)	(\$65.88)
--	-----------

ADJUSTED BANK BALANCE \$51,071,194.56

BOOK BALANCE / ADJUSTMENTS

BOOK BALANCE 51,101,777.81 \$0.00

Returned Duplicate Check #180838	(\$26,327.25)
Returned Duplicate Check #180705	(\$13.98)
Returned Duplicate Check #180873	(\$4,117.00)
Returned Duplicate Check #180720	(\$132.21)
Check deposited before stop payment #182170 (voided in system)	(\$52.70)
Refund of deduction check from Payroll; needs transferred back to OP	(\$345.16)
Payschools Receipts to be corrected	\$405.05

ADJUSTED BOOK BALANCE \$51,071,194.56

TIES TO FUND BALANCE ON CASH SUMMARY REPORT

Reviewed By: Karen Ervin Date: 5/12/23

Lebanon City School District
Payroll Reconciliation
April 30, 2023

LCNB Payroll Account - Current Balance	69,498.87
Outstanding Checks	
O/S Checks - LCNB Payroll	(69,560.78)
Deposits in Transit	
Transfer from Operating Account to Cover Account Analysis Charge (February)	65.88
Adjusted Bank Balance	3.97
Adjustments	
Interest for April	(3.67)
Refund of SERS for Nicholas Hummel (Processed in June, paid to SERS in July)	(0.30)
Adjusted Balance	<u>(0.00)</u>

Reconciliation Reviewed By: Karen Erwin

**Lebanon City School District
Investment Report
For the Month Ending April 30, 2023**

Type	Issuer	Cost	Coupon Rate	Maturity Date	Purchase Date	Yield to Maturity	Days to Maturity	Market Value
FHLB Note (3130APXH3)	Red Tree Investments	135,000.00	0.80%	11/27/2023	11/29/2021	2.00%	211	131,683.53
FHLM Note (3137EAF2)	Red Tree Investments	99,868.00	0.25%	12/4/2023	3/5/2021	0.30%	218	97,220.98
FHLM Note (3130ATBL0)	Red Tree Investments	59,959.74	3.63%	12/8/2023	9/8/2022	3.68%	222	59,519.46
FHLB Note (3130ALSG0)	Red Tree Investments	64,909.65	0.25%	3/8/2024	5/24/2021	0.30%	313	62,429.74
FHLB Note (313ATUQ8)	Red Tree Investments	99,856.00	4.88%	3/8/2024	12/28/2022	1.13%	313	99,877.31
FHLB Note (3130APH65)	Red Tree Investments	105,000.00	0.61%	10/25/2024	10/25/2021	0.61%	544	98,750.19
FHLB Note (3130APQ81)	Red Tree Investments	100,000.00	1.00%	11/8/2024	11/8/2021	2.89%	558	94,517.85
FHLM Note (3134GWZV1)	Red Tree Investments	95,000.00	0.65%	10/22/2025	10/23/2020	0.65%	906	87,087.71
FHLM Note (3133EPBJ3)	Red Tree Investments	99,568.00	4.53%	2/23/2026	2/23/2023	2.77%	1,030	100,672.01
FHLB Note (3130ALKB9)	Red Tree Investments	90,000.00	0.75%	3/17/2026	3/17/2021	1.09%	1,052	82,728.42
US Treasury Note (91282CAW1)	Red Tree Investments	129,258.59	0.25%	11/15/2023	11/15/2021	1.95%	199	126,755.08
US Treasury Note (91282CBE0)	Red Tree Investments	158,562.50	0.13%	1/15/2024	10/25/2021	0.53%	260	154,706.25
US Treasury Note (9128283P3)	Red Tree Investments	78,968.75	2.25%	12/31/2024	4/21/2022	2.75%	611	77,387.50
Certificate of Deposit (15131XFF9)	Red Tree Investments	99,900.00	4.55%	1/31/2025	1/31/2023	1.89%	642	99,211.38
Certificate of Deposit (856285TF8)	Red Tree Investments	247,132.00	1.60%	4/29/2025	4/29/2020	4.80%	730	232,119.03
Commerical Paper (06054PTF3)	Red Tree Investments	108,623.63	0.00%	6/15/2023	3/16/2023	5.01%	46	109,259.59
Commerical Paper (47816GTL3)	Red Tree Investments	103,376.47	0.00%	6/20/2023	2/28/2023	5.05%	51	104,242.32
Commerical Paper (89233HTU8)	Red Tree Investments	97,685.64	0.00%	6/28/2023	1/10/2023	5.05%	59	99,145.80
Commerical Paper (4497W1VN3)	Red Tree Investments	97,137.86	0.00%	8/22/2023	1/25/2023	5.08%	114	98,329.20
Commerical Paper (13608BZ72)	Red Tree Investments	105,536.84	0.00%	12/7/2023	3/13/2023	5.66%	221	106,451.29
Commerical Paper (62479LAK1)	Red Tree Investments	110,531.10	5.43%	1/19/2024	4/26/2023	0.71%	264	110,566.98
Money Market (USBMMF)	Red Tree Investments	68,338.70	0.01%	4/30/2023	4/29/2023	2.83%	-	14,278.28
Money Market	Star Ohio General Fund	3,797,778.13	0.15%	4/30/2023	4/29/2023	0.15%	-	8,597,702.81
Money Market	Star Ohio Bond Retirement	131,914.50	0.15%	4/30/2023	4/29/2023	0.15%	-	136,244.61
Money Market	Star Ohio Capital Projects	514,570.63	0.15%	4/30/2023	4/29/2023	0.15%	-	531,461.48
Money Market	Star Ohio Expendable Trust Scholarships	16,155.26	0.15%	4/30/2023	4/29/2023	0.15%	-	172,453.37
Money Market	Star Ohio Nonexpendable Trust Scholarships	14,656.14	0.15%	4/30/2023	4/29/2023	0.15%	-	127,782.58
Money Market	Star Ohio Contruction Retainage	6,554.48	0.15%	4/30/2023	4/29/2023	0.15%	-	6,583.47
MMAX (1041010751)	Huntington National Bank	99,439.02	0.02%	4/30/2023	4/29/2023	0.02%	-	101,174.99
MMAX (1041007845)	Huntington National Bank	4,329,104.09	0.02%	4/30/2023	4/29/2023	0.02%	-	4,404,679.77
Money Market (HCS-020103)	Huntington National Bank	331,308.06	0.03%	4/30/2023	4/29/2023	0.03%	-	63,189.70
Commercial Paper	Huntington National Bank	10,506,360.14	0.00%	various	various	0.00%	-	11,069,148.94
Certificates of Deposit	Huntington National Bank	1,750,000.00	various	various	various	various	-	1,706,757.50
FHLB Bond (3130ALRR7)	Huntington National Bank	1,000,000.00	1.00%	1/15/2026	10/28/2021	1.00%	991	917,440.00
FHLB Consolidated Bond (3130APHG3)	Huntington National Bank	998,846.85	0.61%	9/26/2024	10/26/2021	0.61%	515	942,800.00
FHLB Consolidated Bond (3130APJZ9)	Huntington National Bank	1,000,000.00	1.20%	10/28/2026	10/28/2021	1.20%	1,277	903,930.00
FHLB Consolidated Bond (3130APKH7)	Huntington National Bank	1,000,000.00	0.70%	10/28/2024	10/28/2021	0.70%	547	941,540.00

Lebanon City School District
Interest Income for Month Ending April 30, 2023

Fund Name	Fund Number	Fund Balance	% of Total Fund Balance	Interest to be Allocated	Interest to Post
General Fund	001	\$ 31,483,400.23	87.12%	\$ 39,290.31	\$ 34,230.07
Lebanon Athletics Facilities PI	003-9008	\$ 2,617,691.53	7.24%	\$ 39,290.31	\$ 2,846.06
Construction Fund	004-9000	\$ 45,078.70	0.12%	\$ 39,290.31	\$ 49.01
Food Service Fund	006	\$ 851,020.64	2.35%	\$ 39,290.31	\$ 925.27
Classroom Facilities Maint. Fund	034-0000	\$ 797,883.14	2.21%	\$ 39,290.31	\$ 867.49
St. Francis Fund	401-9023	\$ 99,615.94	0.28%	\$ 39,290.31	\$ 108.31
LUMK Fund	401-9123	\$ 7,101.54	0.02%	\$ 39,290.31	\$ 7.72
Lebanon Christian Fund	401-9223	\$ 235,802.70	0.65%	\$ 39,290.31	\$ 256.37
		<u>\$ 36,137,594.42</u>	<u>100.00%</u>		<u>\$ 39,290.30</u>
Classroom Facilities LFI Share	004-9003	\$ -	0.00%	\$ 62,616.89	\$ -
Classroom Facilities Fund State Share	010-9900	\$ -	0.00%	\$ 62,616.89	\$ -
Classroom Facilities Fund Local Share	010-9901	\$ 895,101.97	100.00%	\$ 62,616.89	\$ 62,616.89
		<u>\$ 895,101.97</u>	<u>100.00%</u>		<u>\$ 62,616.89</u>
<u>Expendable Trust Accounts</u>					
Administration Scholarship	007-9003	\$ 1,743.32	7.33%	\$ 712.03	\$ 52.21
Dennis Jeffery Scholarship	007-9006	\$ 475.22	2.00%	\$ 712.03	\$ 14.24
Jarod Bennett Scholarship	007-9009	\$ 533.74	2.24%	\$ 712.03	\$ 15.98
Donald L. Palmer Scholarship	007-9013	\$ 8,301.09	34.91%	\$ 712.03	\$ 248.58
Diversity/Achievement Scholarship	007-9017	\$ 120.52	0.51%	\$ 712.03	\$ 3.61
Gloria Taylor Memorial Scholarship	007-9019	\$ 12,391.05	52.11%	\$ 712.03	\$ 371.06
Molly McCool Scholarship	007-9100	\$ 212.56	0.89%	\$ 712.03	\$ 6.37
		<u>\$ 23,777.50</u>	<u>100.00%</u>		<u>\$ 712.05</u>
<u>Non-Expendable Trust Accounts</u>					
Louisa Wright Scholarship	008-0000	\$ 15,479.73	12.09%	\$ 527.59	\$ 63.77
Michael Rourke Scholarship	008-9001	\$ 3,450.23	2.69%	\$ 527.59	\$ 14.21
Peoples Friends of Academics	008-9002	\$ 101,569.98	79.31%	\$ 527.59	\$ 418.42
Ron Lefeber Scholarship	008-9004	\$ 7,569.88	5.91%	\$ 527.59	\$ 31.18
		<u>\$ 128,069.82</u>	<u>100.00%</u>		<u>\$ 527.58</u>
Bond Retirement Fund	002	\$ 9,567,794.71			\$ 562.53
PI Fund	003-9099	\$ 3,990,900.59			\$ 2,194.32
		<u>\$ 50,743,239.01</u>			<u>\$ 2,756.85</u>
Grand Total Interest					<u>\$ 105,903.67</u>